

79

KLİMA
İSTASYONLARININ
MUKAYESELİ İKLİM
DEĞERLERİ

Prof.Dr.Umaran E.ÇÖLŞAN
GENEL MÜDÜR

ANKARA
1968

79

KLİMA

İSTASYONLARININ

MUKAYESELİ İKLİM

DEĞERLERİ

Prof.Dr.Umran B.ÖLMEZ
GENEL MÜDÜR

ANKARA
1968

T. C.
TARİH BAKANLIĞI
DEVLET METEOROLOJİ İŞLERİ
GENEL MÜDÜRLÜĞÜ

KLİMA İSTASYONLARININ
MUKAYESELİ İKLİM DEĞERLERİ

GENEL MÜDÜR
Prof. Dr. Umran E. ÇÖLAŞAN

E. A. No : TEKSİR ATÖLYESİ (A. 800)

Ankara - 1968

"KLİMA İSTASYONLARININ MUKAYESELİ İKLİM DEĞERLERİ" adı altında yayınlanan bu bültende , 5 ve 5 yıldan fazla çalışmış bulunan istasyonlarımızın , 1965 yılına kadar ki mevcut rasatlarına ait meteorolojik elemanlar, toplam ortalama ve ekstrem değerler halinde verilmiş ; ayrıca ilgililerin meteorolojik elemanların istasyonlara ve aylara göre dağılışı durumunu kolaylıkla tetkik edebilmelerini sağlamak amacıyla de bazı ortalama ve ekstrem değerler, tablolar ve grafikler halinde gösterilmiştir.

Bu yayında ; aynı faktörler için , istasyonlar bir arada gösterildiğinden , istasyonları kendi aralarında mukayese yapmak imkânı da sağlanmış bulunmaktadır.

GENEL MÜDÜR

Prof.Dr.Umran E.ÇÖLAŞAN

N o t :

Bu çalışma, Tetkik ve Yayın
Şube Müdürlüğü tarafından
hazırlanmıştır.

İ Ç İ N D E K İ L E R

<u>Meteorolojik Elemanlar</u>	<u>Sahife No:</u>
1- Mahalli Ortalama Aktüel Basınç (mb.)	1 - 3
2- " En Yüksek " " "	4 - 5
3- " " Düşük " " "	6 - 7
4- Ortalama sıcaklık (°C)	8 - 10
5- En Yüksek Sıcaklık "	11 - 13
6- " Düşük " "	14 - 16
7- Günlük En Yüksek Sıcaklık Farkı	17 - 19
8- Yüksek Sıcaklığın $\geq 30^{\circ}$ olduğu günler sayısı (Tropik gün)	20 - 22
9- Yüksek sıcaklığın $\geq 25^{\circ}$ " " " (Yaz günleri)	23 - 25
10- Yüksek " $< 0^{\circ}$ " " " (Kış günleri)	26 - 28
11- Düşük sıcaklığın $< 0^{\circ}$ " " " (Donlu günler)	29 - 31
12- Donlu gün başlama ve son bulma tarihleri	32 - 35
13- Denizlerimizde kaydedilen ortalama sıcaklık değerleri (°C)	36
14- Denizlerimizde kaydedilen maksimum ve minimum sıcaklık değerleri	37
15- Ortalama nisbi nem (%)	38 - 40
16- " bulutluluk (0-10)	41 - 43
17- Ortalama buharlaşma miktarı (mm)	44 - 45
18- Ortalama yağış miktarı (mm) ve yağış ≥ 0.1 (mm) olduğu günler sayısı (Yağışlı Günler Sayısı)	46 - 51
19- Ortalama kar örtülü günler sayısı ve en yüksek kar örtüsü kalınlığı (cm)	52 - 57
20- Ortalama sisli günler sayısı	58 - 60
21- " orajlı günler sayısı	61 - 63
22- En hızlı rüzgâr hızı ve yönü (m/sec)	64 - 68
23- Ortalama fırtınalı günler sayısı	69 - 71
24- Hâkim rüzgâr (Esiş sayılarına göre)	72 - 73
25- En düşük toprak sıcaklığı (50 cm)	74 - 75
26- Ortalama güneşlenme müddeti (saat ve ondası)	76 - 77
27- Aktinografla rasat yapan istasyonların mevcut günlük kalori değerleri (Cal/cm ²)	78 - 80

ORTALAMA VE EKSTREM DEĞERLER

<u>BÖLGESİ</u>	<u>Ort. Sıcaklık</u>	<u>Yüksek Sıcaklık</u>	<u>Düşük Sıcaklık</u>	<u>Ort. Nisbi Nem</u>	<u>Yağış Miktarı</u>	<u>Yağışlı Gün Sayısı</u>	<u>Donlu Günler</u>
AKDENİZ	17.1	45.1 (Ceyhan 26.8.1962)	- 25.4 (Beyşehir 5.1.1942)	64	776.8	75	21.9
DOĞU ANADOLU	9.3	42.0 (Elâzığ 28.7.1949)	- 43.2 (Karaköse 13.1.1940)	60	559.9	86	128.0
EGE	15.2	44.6 (Akhisar 23.8.1958)	- 28.1 (Kütahya 29.12.1948)	64	646.8	76	40.3
GÜNEYDOĞU	16.3	47.6 (Ceylânpınar 19.7.1962)	- 24.2 (Diyarbakır 2.1.1933)	52	575.7	68	48.6
İÇ ANADOLU	10.9	41.8 (Çankırı 1.8.1954)	- 34.4 (Sivas 3.2.1947 6.2.1950)	62	381.7	82	103.5
KARADENİZ	12.6	43.0 (Artvin 18.8.1961)	- 34.0 (Bolu 9.2.1929)	72	781.0	110	49.2
MARMARA	13.8	43.7 (B.Kesir 23,25.8.1958)	- 29.4 (Bursa-Yenişehir 5.1.1942)	73	668.2	96	35.2
TÜRKİYE	13.6	47.6 (Ceylânpınar 19.7.1962)	- 43.2 (Karaköse 13.1.1940)	64	627.2	85	61.0

MAHALLİ ORTALAMA AKTÜEL RASINÇ (mb)

İstasyon Adı	Rasat Yılı	Y I L A R												
		I	II	III	IV	V	VI	VII	VIII	IX	X	XI	XII	YILLIK
Adana	35	1014.7	1013.0	1011.6	1010.0	1009.2	1006.6	1003.0	1003.6	1007.8	1012.5	1014.7	1016.1	1010.3
Adapazarı	1	1012.2	1009.9	1014.3	1007.6	1009.1	1010.0	1009.1	1013.8	1013.2	1016.9	1013.0	1010.1	1011.6
Afyon	24	897.5	897.0	897.6	897.3	897.5	898.2	896.5	897.8	900.1	901.4	900.7	899.4	898.3
Akhisar	29	1004.2	1004.5	1002.8	1001.9	1000.5	999.8	997.2	998.8	1001.8	1004.8	1005.7	1004.8	1002.0
Alanya	1	1014.4	1013.6	1015.7	1012.3	1012.6	1009.9	1006.6	1008.2	1011.9	1015.2	1018.6	1018.4	1013.0
Anamur	18	1015.9	1015.3	1012.9	1011.5	1011.0	1008.2	1004.6	1005.3	1009.6	1014.2	1016.7	1017.2	1011.8
Ankara	35	912.1	909.7	909.3	909.5	910.1	910.3	908.8	909.6	912.4	914.4	914.5	912.6	911.2
Antakya	21	1007.0	1005.0	1002.9	1001.2	1000.0	997.3	993.5	994.5	999.1	1004.0	1006.6	1007.9	1001.6
Antalya	28	1010.4	1010.3	1008.5	1007.5	1006.5	1004.2	1000.7	1001.6	1006.0	1010.3	1011.8	1011.7	1007.4
Artvin	9	948.6	947.2	946.1	944.2	944.1	943.8	942.5	943.7	946.6	950.0	950.2	948.7	946.3
Aydın	26	1009.3	1009.5	1008.5	1006.5	1005.7	1004.2	1001.2	1001.7	1006.0	1007.8	1011.4	1010.1	1006.8
Balıkesir	28	999.0	998.5	998.4	996.9	995.9	995.4	993.8	994.2	997.8	1000.0	1000.4	999.8	997.5
Bandırma	16	1009.8	1008.1	1009.1	1008.5	1006.3	1006.2	1004.9	1005.2	1008.5	1011.0	1010.8	1010.4	1008.2
Batman	2	953.3	950.1	949.1	946.3	946.9	942.3	938.2	940.5	945.9	951.3	953.2	954.7	947.7
Bergama	1	-	1007.0	1017.7	1004.6	1006.4	1006.4	1005.7	1005.6	1008.9	1012.9	1011.2	1008.0	-
Beyşehir	8	888.2	885.8	886.9	886.5	887.4	887.4	886.4	886.7	889.3	891.0	890.9	888.3	887.9
Bilecik	27	954.4	954.0	952.8	952.4	952.5	952.6	951.4	951.6	955.0	956.9	955.7	955.4	954.0
Bodrum	28	1012.4	1011.4	1011.0	1009.9	1009.1	1007.1	1004.3	1004.7	1008.8	1012.5	1013.9	1012.8	1009.8
Bolu	29	928.4	927.4	927.8	927.5	927.0	928.0	926.8	927.6	930.3	931.5	930.8	929.8	928.5
Bozkurt	3	998.1	993.1	995.8	992.5	992.7	993.0	992.6	993.1	996.4	999.7	997.1	996.8	995.1
Burdur	1	903.3	901.2	905.5	901.9	904.4	905.2	903.7	903.4	906.9	907.7	908.5	905.4	904.8
Bursa	35	1005.8	1004.5	1004.6	1003.1	1002.4	1001.9	1000.3	1000.6	1004.2	1006.3	1006.8	1006.7	1003.9
Çanakkale	28	1015.7	1015.9	1015.5	1013.3	1012.8	1012.4	1010.8	1011.1	1015.0	1017.2	1017.2	1016.0	1014.4
Çankırı	2	932.7	926.9	928.2	925.8	927.6	927.4	926.7	926.8	930.4	933.6	931.1	931.0	929.0
Çorlu	19	995.8	994.6	994.6	993.7	992.4	992.6	991.8	992.2	995.3	997.1	996.1	995.6	994.4
Çorum	24	923.3	923.4	922.2	921.3	922.8	922.1	920.7	921.7	924.7	927.6	926.7	925.9	923.4
Denizli	5	967.4	964.2	965.0	962.9	963.1	962.7	960.8	961.3	964.8	967.9	968.8	965.9	964.6
Dikili	10	1017.1	1016.5	1015.6	1013.2	1013.3	1012.5	1010.1	1010.5	1014.6	1017.8	1018.5	1016.4	1014.7
Diyarbakır	28	941.1	939.5	938.2	937.6	936.2	932.7	929.0	930.6	935.4	940.7	941.3	943.3	937.1
Dörtöyl	3	1010.3	1007.1	1007.1	1003.9	1004.5	1002.0	998.9	999.5	1003.7	1008.2	1009.9	1011.0	1005.5
Edirne	35	1013.7	1013.1	1011.8	1008.3	1009.7	1008.6	1007.2	1007.6	1012.3	1014.1	1014.3	1011.8	1010.9
Elâzığ	23	892.0	890.9	889.2	888.9	889.2	887.4	884.7	886.1	889.6	893.2	894.3	894.3	889.0
K.D.Ereğli	2	1020.8	1013.9	1016.2	1013.4	1014.1	1013.0	1011.6	1012.6	1015.7	1019.0	1015.3	1015.4	1015.1
Erzincan	32	880.7	881.1	879.4	878.8	878.8	878.6	875.9	879.1	880.5	884.1	884.7	885.1	880.6
Erzurum	28	807.8	807.0	806.7	807.8	809.4	809.7	808.1	809.8	811.1	813.1	812.1	811.0	809.5
Esenboğa	10	907.3	905.0	904.9	902.8	905.0	905.7	904.6	905.3	909.4	910.5	910.1	907.8	906.5
Eskişehir	33	925.1	924.3	923.7	923.0	923.2	924.0	922.9	923.3	926.3	928.0	927.9	926.0	924.8
Etimesgut	2	928.2	925.0	925.0	924.7	926.5	925.4	923.5	924.8	927.3	929.4	930.2	932.4	926.7
Fethiye	25	1015.7	1015.7	1014.1	1013.2	1012.2	1010.6	1006.1	1006.8	1011.5	1015.5	1017.3	1016.2	1012.9
Florya	29	1013.4	1013.1	1012.4	1011.1	1009.8	1009.2	1008.2	1008.3	1012.1	1014.3	1014.2	1013.6	1011.5
Gaziantep	9	919.1	918.0	916.1	914.8	914.9	912.8	909.6	910.8	914.9	919.7	920.8	920.5	916.1
Giresun	27	1010.8	1010.3	1009.4	1008.0	1007.3	1006.1	1004.2	1005.0	1009.0	1011.4	1012.3	1011.8	1009.0
Göztepe	32	1013.1	1012.8	1012.3	1009.9	1009.4	1008.8	1007.4	1008.4	1011.5	1013.4	1014.4	1013.0	1011.3
Hopa	4	1017.7	1013.0	1006.0	1011.9	1011.7	1011.1	1009.4	1010.3	1013.7	1017.2	1016.7	1015.8	1012.9
Iğdır	8	922.2	919.5	917.0	915.4	916.0	914.4	912.0	913.2	916.7	921.0	922.6	923.6	917.9
İnebolu	15	1009.0	1007.7	1008.1	1006.4	1005.7	1005.0	1003.8	1004.5	1008.2	1010.8	1010.4	1009.4	1007.4
İskenderun	20	1016.9	1015.8	1013.8	1012.5	1011.5	1009.1	1005.6	1006.5	1010.4	1014.7	1016.8	1017.4	1012.5
İslâhiye	27	956.5	955.4	953.4	952.3	951.6	949.2	945.6	946.7	950.9	955.3	957.5	958.2	952.7
İsparta	27	896.8	896.6	895.8	896.0	896.9	896.7	895.2	895.7	898.3	900.5	900.2	898.6	897.2
İzmir	35	1013.6	1013.0	1012.2	1010.6	1009.9	1008.9	1006.2	1006.7	1011.0	1014.0	1015.1	1014.1	1011.5
Karaköşe	7	836.1	835.4	833.8	834.0	835.3	834.7	832.8	833.6	835.9	839.7	838.4	838.2	835.7
Kars	2	819.5	816.8	818.9	816.2	820.3	820.6	819.6	819.9	822.9	823.8	821.1	822.2	820.1
Kartal	7	1004.2	1011.1	1013.8	1013.9	1009.1	1010.5	1008.9	1008.9	1012.5	1015.3	1014.9	1016.0	1014.2
Kastamonu	26	921.2	921.8	921.8	921.5	921.7	922.2	921.4	922.2	924.8	926.2	925.9	924.5	923.1
Kayseri	28	894.0	893.5	892.0	891.8	892.6	892.4	890.8	891.9	894.5	897.1	897.1	895.8	893.6
Kırşehir	26	903.0	903.0	901.5	901.7	902.2	902.3	900.7	901.7	904.6	906.9	906.9	905.6	903.4
Kilis	5	943.9	941.2	940.8	938.3	938.6	936.5	932.9	934.2	938.3	942.9	944.9	943.9	939.7
Kireçburnu	12	1012.2	1010.7	1010.6	1008.3	1008.0	1007.7	1006.2	1006.6	1010.3	1012.7	1012.5	1011.7	1009.7
Kocaeli	25	1009.5	1009.9	1009.2	1007.5	1006.3	1005.9	1004.4	1005.5	1008.6	1010.9	1010.5	1009.7	1008.1
Konya	26	898.6	897.9	897.2	896.9	897.4	897.6	895.8	896.8	899.4	902.0	901.9	900.4	898.5
Kuzköy	15	1013.1	1011.8	1012.3	1010.0	1009.5	1009.2	1008.2	1008.7	1010.6	1014.2	1013.9	1012.6	1011.5
Kütahya	31	904.5	904.3	903.7	903.0	904.3	905.1	904.0	904.8	906.9	908.4	907.8	906.8	905.2

MAHALLİ ORTALAMA AKTÜEL BASINÇ (mb)

-2-

İstasyon Ada	Raet Yılı	I	II	III	IV	V	VI	VII	VIII	IX	X	XI	XII	YILLIK
Lüleburgaz	23	1011.2	1010.5	1010.5	1008.3	1007.6	1007.3	1006.1	1007.0	1010.4	1013.1	1012.4	1011.6	1009.8
Malatya	28	904.5	903.1	900.9	900.2	900.4	898.8	896.1	897.2	901.0	906.0	905.9	906.1	901.2
Manisa	35	1007.9	1007.2	1006.1	1004.5	1004.1	1003.4	1001.2	1001.5	1005.8	1008.6	1009.5	1008.4	1005.4
Maras	2	953.0	949.3	948.6	946.2	947.3	943.9	940.9	941.7	945.6	952.0	951.6	952.9	947.8
Mardin	2	892.9	890.4	889.7	888.6	891.8	887.9	884.4	886.6	890.9	894.6	895.3	895.4	890.7
Merzifon	24	929.0	928.1	927.5	926.6	926.5	926.6	925.0	925.9	928.9	931.4	931.2	930.9	928.1
Mersin	26	1016.2	1015.0	1013.3	1011.8	1010.9	1008.3	1004.5	1005.3	1009.6	1014.3	1016.4	1017.8	1012.0
Muğla	31	939.0	938.8	937.9	937.8	938.0	937.4	934.9	935.5	938.6	941.4	941.9	940.0	938.3
Nazilli	17	1008.0	1007.0	1007.1	1005.7	1004.4	1002.7	999.3	1000.4	1004.4	1007.7	1008.0	1009.2	1005.5
Nevşehir	4	873.9	870.2	871.6	870.6	872.4	873.2	872.1	872.6	875.1	877.1	877.2	874.1	873.4
Niğde	7	879.6	877.9	877.9	876.8	877.8	878.4	878.8	877.8	880.2	886.0	883.2	880.8	875.4
Ödemiş	1	999.7	997.8	1001.0	996.3	998.0	996.9	995.0	995.4	998.7	1001.8	1002.8	999.6	998.6
Rize	37	1015.0	1014.3	1013.9	1012.2	1011.4	1010.4	1008.9	1009.4	1013.0	1015.4	1016.4	1016.1	1012.9
Samsun	26	1013.0	1012.4	1012.1	1010.4	1010.6	1008.7	1006.9	1007.8	1011.6	1014.4	1014.3	1013.7	1011.3
Sırt	19	913.1	912.1	910.6	910.0	909.8	907.0	903.4	906.4	909.1	913.6	914.9	915.3	910.3
Silifke	3	1015.9	1012.6	1012.5	1009.0	1009.6	1007.1	1003.7	1004.5	1009.0	1013.9	1015.8	1016.9	1010.8
Sinop	29	1013.7	1013.9	1013.4	1011.6	1010.9	1010.0	1009.8	1009.0	1013.0	1015.6	1015.6	1014.5	1012.4
Sivas	36	870.9	870.3	869.3	869.0	870.3	870.2	868.8	869.9	872.6	874.6	874.1	873.2	871.2
Şile	15	1012.4	1010.6	1011.0	1009.0	1008.4	1008.3	1006.8	1007.3	1010.9	1013.6	1013.1	1012.4	1010.3
Tekirdağ	26	1012.3	1011.8	1011.8	1009.4	1008.8	1008.7	1007.5	1008.1	1011.8	1014.0	1013.6	1012.8	1010.8
Tarabzon	28	1012.8	1012.9	1011.8	1010.3	1009.5	1008.3	1006.3	1007.4	1011.1	1014.2	1014.5	1014.4	1011.2
Ulukışla	20	853.2	852.4	852.6	853.7	854.4	854.4	854.2	854.1	856.7	857.9	857.0	855.7	854.6
Urfa	24	955.5	953.9	951.6	950.2	949.0	945.4	941.4	942.9	947.8	953.3	955.6	956.3	950.2
Uşak	29	910.1	909.8	908.7	908.8	909.8	909.7	908.2	908.7	911.2	913.4	913.1	911.1	910.3
Van	26	819.2	818.5	817.9	819.2	820.8	820.0	818.0	819.6	821.9	824.6	823.8	823.0	820.6
Yalova	5	1015.8	1015.6	1014.8	1013.1	1012.8	1013.2	1010.8	1010.9	1015.2	1015.9	1019.2	1015.7	1014.5
Yeşilköy	7	1015.1	1016.2	1014.9	1013.7	1011.8	1011.1	1011.3	1011.4	1014.3	1016.8	1017.1	1018.0	1014.3
Yozgat	13	862.7	866.9	866.5	866.7	868.3	869.0	868.0	868.9	871.0	872.8	871.9	869.7	869.0
Zonguldak	28	1006.8	1005.8	1006.2	1005.3	1003.9	1003.2	1003.3	1002.6	1006.1	1007.7	1007.4	1007.1	1005.4

Mahalli Ortalama Aktüel Besinç Bakımından (mb)

Aylar	Yüksek Değer	Kaydedildiği İstasyon	Aylar	Düşük Değer	Kaydedildiği İstasyon
I	1020.8	Kd. Ereğli	I	807.8	Erzurum
II	1016.5	Dikili	II	807.0	"
III	1016.2	Kd. Ereğli	III	806.7	"
IV	1013.9	Kartal	IV	807.8	"
V	1014.1	Kd. Ereğli	V	809.4	"
VI	1013.2	Yalova	VI	809.7	"
VII	1011.6	Kd. Ereğli	VII	808.1	"
VIII	1013.8	Adapazarı	VIII	809.8	"
IX	1015.7	Kd. Ereğli	IX	811.1	"
X	1019.0	"	X	813.1	"
XI	1019.2	Yalova	XI	812.1	"
XII	1018.4	Alanya	XII	811.0	"
YILLIK	1015.1	Kd. Ereğli	YILLIK	809.5	"
Kd. Ereğli Bakım : 40 (m)			Erzurum Bakım : 1869 (m)		

K.D. Ereğlisi	1020.8
Dikili	1016.5
K.D. Ereğlisi	1016.2
Kartal	1013.9
K.D. Ereğlisi	1014.1
Yalova	1013.2
K.D. Ereğlisi	1011.6
Adapazarı	1013.8
K.D. Ereğlisi	1015.7
K.D. Ereğlisi	1019.0
Yalova	1019.2
K.D. Ereğlisi	1015.1

YÜKSEK DEĞER

Erzurum	807.8
Erzurum	807.0
Erzurum	806.7
Erzurum	807.8
Erzurum	809.4
Erzurum	809.7
Erzurum	808.1
Erzurum	809.8
Erzurum	811.1
Erzurum	813.1
Erzurum	812.1
Erzurum	811.0

DÜŞÜK DEĞER

MAHALLİ EN YÜKSEK AKTÜEL BASINÇ (mb.)

İstasyon YILLAR	A	Y	L	A	R	YILLIK								
						I	II	III	IV	V	VI	VII	VIII	IX
Adana	35	1029.5	1030.9	1029.1	1023.3	1020.8	1015.4	1011.4	1013.1	1017.9	1023.4	1029.7	1029.5	1030.9
Adapazara	1	1022.8	1017.7	1030.2	1019.7	1015.7	1014.7	1014.1	1016.7	1020.4	1024.3	1022.9	1025.1	1030.2
Afyon	24	915.9	911.2	910.8	909.8	907.8	905.8	904.1	905.9	908.4	910.2	916.0	919.2	919.2
Akhisar	29	1026.9	1024.4	1019.9	1016.0	1011.9	1011.7	1008.3	1008.6	1016.3	1017.0	1023.4	1027.6	1027.6
Alanya	1	1026.7	1026.0	1026.0	1020.7	1019.5	1013.7	1013.5	1013.1	1017.1	1022.7	1025.5	1026.8	1026.8
Anamur	18	1030.5	1030.1	1029.0	1024.0	1020.1	1017.2	1013.3	1012.5	1018.8	1022.0	1029.3	1031.6	1031.6
Ankara	35	931.9	927.5	929.8	924.7	923.5	922.6	922.0	922.5	927.8	926.9	931.9	935.5	935.5
Antakya	21	1020.8	1022.4	1024.2	1016.1	1011.0	1006.8	1007.0	1004.5	1007.4	1015.3	1025.3	1022.8	1025.3
Antalya	28	1026.7	1027.3	1024.8	1020.2	1017.9	1013.3	1010.0	1010.1	1017.1	1017.6	1025.3	1027.0	1027.3
Artvin	10	960.6	963.3	960.8	954.5	957.5	954.0	951.5	952.7	958.9	960.4	968.8	970.7	970.7
Aydın	26	1027.4	1026.5	1025.5	1019.0	1017.7	1014.5	1009.1	1011.2	1015.0	1018.9	1026.4	1027.7	1027.7
Balıkesir	28	1020.4	1018.4	1017.1	1010.7	1008.6	1007.1	1002.9	1003.3	1008.4	1014.5	1019.9	1025.1	1025.1
Bandırma	16	1030.7	1030.3	1027.0	1022.0	1020.6	1018.1	1012.8	1014.2	1018.9	1023.2	1033.1	1038.3	1038.3
Batman	2	964.2	959.9	959.6	957.8	954.9	949.6	945.9	946.6	953.2	958.7	961.8	962.4	964.2
Bergama	1	-	1017.0	1027.5	1014.6	1017.1	1010.3	1010.3	1012.4	1014.4	1018.4	1021.6	1027.6	1027.6
Beyşehir	10	903.5	899.8	899.9	894.5	895.5	895.1	893.3	893.0	901.0	899.5	902.6	903.3	903.5
Bilecik	27	974.3	971.4	971.0	965.6	965.7	962.4	960.6	960.7	969.9	970.9	969.1	980.8	980.8
Bodrum	28	1028.2	1028.4	1026.6	1021.4	1020.8	1017.1	1011.8	1014.6	1017.4	1020.8	1028.4	1026.6	1028.4
Bolu	29	948.1	945.8	944.1	941.6	940.6	938.8	935.8	935.8	945.5	943.8	949.5	953.3	953.3
Bozkurt	3	1013.6	1005.5	1012.0	1003.3	1001.9	1002.9	1000.0	1001.0	1007.7	1011.0	1009.2	1026.9	1026.9
Burdur	1	915.0	913.1	915.0	909.3	912.0	909.6	909.0	907.3	910.0	912.5	912.7	919.2	919.2
Bursa	35	1026.0	1024.2	1022.5	1017.3	1014.9	1012.5	1008.4	1010.4	1016.4	1019.0	1027.1	1033.8	1033.8
Çanakkale	28	1039.0	1037.9	1035.7	1029.5	1026.3	1023.5	1019.8	1022.1	1026.9	1031.4	1038.8	1044.2	1044.2
Çankırı	3	943.3	936.4	941.7	937.9	936.2	936.7	933.6	934.7	941.3	942.1	941.5	954.2	954.2
Çorlu	19	1018.4	1016.6	1016.0	1008.2	1009.3	1003.6	1001.0	1002.7	1007.2	1014.7	1012.9	1022.8	1022.8
Çorum	25	941.8	940.0	937.4	935.1	933.0	932.4	930.9	930.2	935.1	937.4	938.0	948.2	948.2
Denizli	5	983.2	981.0	978.7	973.0	972.0	972.5	967.8	967.5	972.7	976.4	978.9	986.5	986.5
Dikili	10	1037.8	1035.9	1033.0	1025.0	1024.6	1024.7	1017.2	1019.0	1023.5	1028.5	1036.4	1039.4	1039.4
Diyarbakır	28	955.3	954.0	952.8	948.4	945.4	943.7	939.4	941.0	946.8	949.3	955.0	953.4	955.3
Dört Yol	3	1026.0	1018.9	1019.7	1015.5	1014.1	1009.5	1005.5	1008.2	1014.1	1014.8	1019.1	1024.8	1026.0
Edirne	35	1038.1	1034.8	1035.3	1025.2	1026.4	1022.0	1020.0	1019.9	1027.3	1034.7	1035.4	1043.9	1043.9
Elâzığ	23	903.0	904.3	903.1	900.6	898.5	898.1	894.2	895.9	900.3	900.1	905.3	906.2	906.2
KD. Ereğlisi	2	1034.0	1022.3	1030.9	1022.5	1022.2	1019.9	1017.6	1020.2	1024.5	1027.0	1026.6	1026.3	1034.0
Erzincan	32	902.5	901.5	896.2	893.8	892.9	893.6	889.2	888.9	893.8	896.6	900.8	903.2	903.2
Erzurum	28	821.4	818.6	818.6	819.0	819.9	818.5	816.0	818.2	819.5	821.1	822.5	822.4	822.5
Esenboğa	10	920.1	923.4	918.3	913.8	914.9	915.2	913.8	913.4	919.0	919.3	926.6	930.4	930.4
Eskişehir	33	944.3	941.9	938.2	935.9	933.9	934.1	931.4	931.4	938.2	938.2	945.9	949.6	949.6
Etimesgut	3	939.8	936.8	935.7	932.6	934.1	932.2	931.5	929.1	935.8	935.0	945.8	938.7	945.8
Fethiye	26	1013.3	1030.5	1029.6	1025.0	1024.0	1018.4	1013.7	1016.0	1019.9	1023.6	1031.2	1031.9	1031.9
Florya	29	1035.1	1033.9	1032.7	1026.5	1026.2	1023.4	1017.6	1018.7	1025.5	1013.8	1036.0	1042.3	1042.3
Gaziantep	10	928.4	929.9	930.5	925.3	923.4	919.9	919.5	919.7	924.3	929.0	930.4	930.7	930.7
Giresun	27	1033.7	1032.8	1029.9	1025.5	1028.2	1020.4	1017.3	1017.6	1025.6	1028.0	1034.4	1043.8	1043.8
Göztepe	32	1035.3	1033.3	1033.1	1025.5	1025.7	1020.6	1017.2	1019.9	1021.9	1031.1	1036.6	1042.0	1042.0
Hopa	4	1034.6	1031.9	1031.9	1023.5	1024.8	1021.7	1017.9	1019.0	1026.6	1027.7	1029.6	1043.3	1043.3
Iğdır	8	938.5	932.9	934.8	928.8	926.0	923.0	919.8	926.3	927.1	931.5	934.2	937.2	936.5
İnebolu	15	1027.3	1029.0	1026.0	1020.8	1022.5	1027.1	1016.9	1015.4	1022.3	1024.1	1034.8	1040.8	1040.8
İskenderun	20	1013.8	1032.1	1029.5	1025.1	1021.1	1017.5	1014.9	1017.5	1021.9	1022.9	1029.9	1031.5	1032.1
İslâhiye	27	970.1	971.0	968.4	962.5	961.4	959.8	954.4	955.7	959.3	964.6	969.9	969.3	971.0
İsparta	27	913.0	910.1	909.4	908.1	906.3	904.8	903.4	902.1	906.4	909.4	912.7	914.9	914.9
İzmir	35	1034.1	1035.4	1032.8	1025.1	1023.8	1020.0	1017.2	1016.0	1023.3	1028.6	1031.8	1034.9	1035.4
Karaköse	9	848.6	846.2	847.1	845.6	846.9	843.0	841.8	843.3	847.4	846.2	848.4	847.5	848.6
Kars	3	828.0	827.3	828.8	826.8	828.6	828.5	826.3	827.7	831.8	831.8	830.5	832.0	832.0
Kartal	7	1026.6	1030.4	1030.6	1026.5	1022.1	1021.7	1016.8	1017.9	1023.9	1026.6	1032.4	1032.0	1032.4
Kastamonu	26	940.7	939.0	938.0	937.9	935.2	932.3	930.9	930.5	935.0	938.4	946.0	948.0	948.0
Kayseri	28	912.1	908.6	906.2	905.0	903.8	901.7	899.1	899.7	905.2	906.2	913.4	914.7	914.7
Kırşehir	26	921.0	918.6	915.4	914.1	912.2	910.9	908.3	909.7	914.2	915.0	921.4	925.9	925.9
Kilis	5	954.9	953.3	955.5	948.2	946.6	943.3	939.5	940.8	945.6	949.1	953.1	955.8	955.8
Kireçburnu	13	1031.0	1030.9	1027.9	1019.9	1022.6	1018.7	1015.0	1015.7	1020.2	1024.7	1033.2	1040.0	1040.0
Kocaeli	25	1036.8	1030.7	1032.6	1026.5	1022.9	1023.1	1019.6	1019.2	1023.5	1027.0	1033.6	1036.3	1036.8
Konya	26	917.3	912.8	913.6	911.0	909.0	908.2	905.8	907.0	913.4	911.8	917.3	922.1	922.1

MAHALLİ EN YÜKSEK AKTÜEL BASINÇ (mb)

(2)

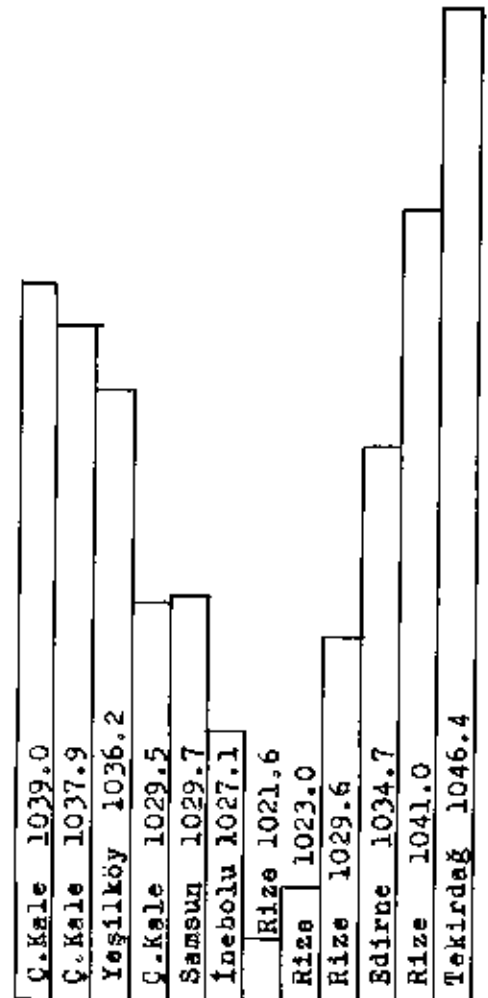
İstasyon YILLAR

A d ı	I	II	III	IV	V	VI	VII	VIII	IX	X	XI	XII	YILLIK	
Kumköy	15	1031.3	1033.9	1030.1	1025.9	1024.6	1020.4	1016.7	1017.7	1022.4	1025.2	1035.3	1042.4	1042.4
Kütahya	31	922.5	922.0	919.1	917.4	918.6	916.2	913.1	916.0	919.9	920.7	923.1	926.4	926.4
Lüleburgaz	23	1033.0	1034.4	1030.7	1022.3	1023.9	1020.7	1016.8	1018.1	1023.8	1030.7	1036.6	1042.0	1042.0
Malatya	28	924.9	922.6	916.9	916.5	914.5	910.8	909.1	909.2	914.4	917.5	919.8	923.8	924.9
Manisa	35	1029.3	1026.4	1024.3	1018.6	1015.1	1015.6	1010.1	1011.5	1018.2	1020.6	1024.3	1031.5	1031.5
Maraş	3	963.4	958.5	956.9	958.8	953.7	949.7	946.7	946.6	953.1	959.4	961.0	965.0	965.0
Mardin	3	900.6	905.9	905.1	903.7	900.9	902.6	893.6	892.4	900.1	899.9	901.8	902.4	905.9
Merzifon	24	946.4	955.9	948.0	940.6	941.3	937.7	935.1	935.5	940.0	944.5	953.8	956.2	956.2
Mersin	26	1030.8	1032.4	1030.5	1025.2	1022.5	1017.0	1012.4	1014.8	1018.5	1024.4	1030.9	1031.9	1032.4
Muğla	31	953.3	952.8	952.2	949.6	946.4	945.1	941.3	944.4	947.3	950.4	953.7	955.7	955.7
Nazilli	19	1029.5	1024.7	1022.7	1017.5	1019.0	1011.3	1010.3	1008.8	1020.0	1018.0	1023.0	1029.0	1029.5
Nevşehir	5	883.7	884.3	884.0	878.2	882.0	880.1	879.7	879.4	883.0	883.8	885.0	891.6	891.6
Niğde	8	890.7	892.7	889.1	886.2	887.1	885.7	883.9	884.0	889.1	891.2	893.0	898.5	898.5
Ödemiş	1	1013.1	1009.0	1014.9	1008.8	1007.0	1002.1	1002.9	1001.3	1004.4	1008.7	1012.6	1013.5	1014.9
Rize	37	1037.2	1035.9	1034.0	1028.6	1029.2	1026.6	1021.6	1023.0	1029.6	1032.2	1041.0	1042.7	1042.7
Samsun	26	1037.3	1032.0	1033.2	1026.9	1029.7	1020.8	1019.1	1020.0	1024.7	1033.0	1036.8	1042.5	1042.5
Siirt	19	927.4	926.2	925.5	926.1	920.0	920.0	913.8	916.0	919.5	923.2	925.4	926.6	927.4
Silifke	3	1030.2	1023.7	1026.0	1020.4	1018.3	1015.6	1010.4	1010.8	1017.3	1021.6	1024.4	1031.5	1031.5
Sinop	29	1037.9	1033.7	1033.3	1027.4	1028.8	1021.6	1019.6	1019.5	1028.3	1032.9	1034.5	1044.7	1044.7
Sivas	36	885.3	884.1	882.7	882.7	880.2	879.1	878.5	879.2	882.5	883.7	889.0	888.0	889.0
Şile	15	1034.1	1032.8	1029.7	1023.4	1023.9	1019.8	1016.8	1017.5	1021.7	1027.0	1036.0	1037.3	1037.3
Tekirdağ	26	1037.7	1032.4	1032.6	1024.6	1023.8	1024.2	1020.6	1021.3	1026.0	1030.9	1034.6	1046.4	1046.4
Trabzon	28	1032.9	1031.6	1030.2	1024.2	1025.3	1019.5	1016.9	1017.2	1025.5	1028.0	1036.8	1042.2	1042.2
Ulukışla	20	868.8	865.5	864.8	864.8	863.4	862.4	860.9	860.7	863.9	866.6	865.8	870.3	870.3
Urfa	24	971.1	970.0	966.4	963.9	959.8	958.8	952.1	954.9	957.8	963.5	968.7	968.6	971.1
Uşak	29	927.2	925.0	923.7	921.1	920.0	920.5	917.9	917.9	924.1	924.1	928.1	928.1	928.1
Van	26	837.9	835.7	835.3	833.6	833.7	832.7	830.5	831.2	837.2	837.0	838.5	838.7	838.7
Yalova	5	1036.6	1035.7	1031.4	1027.5	1022.9	1024.5	1019.3	1019.8	1027.5	1027.2	1033.1	1030.5	1036.6
Yeşilköy	8	1036.8	1036.6	1036.2	1028.4	1022.3	1022.6	1020.2	1021.3	1023.4	1028.0	1036.8	1035.4	1036.6
Yozgat	15	881.3	883.5	878.7	877.8	880.1	880.6	876.2	877.8	881.1	883.4	889.1	888.8	889.1
Zonguldak	28	1034.6	1031.8	1031.8	1023.8	1025.7	1018.1	1016.7	1017.9	1022.6	1030.4	1028.0	1031.5	1034.6

Mahalli En Yüksek Aktüel Basınç(mb)

Aylar	Yüksek Değer	Kaydedildiği İstasyon
I	1039.0	Çanakkale
II	1037.9	"
III	1036.2	Yeşilköy
IV	1029.5	Çanakkale
V	1029.7	Samsun
VI	1027.1	İnebolu
VII	1021.6	Rize
VIII	1023.0	"
IX	1029.6	"
X	1034.7	Edirne
XI	1041.0	Rize
XII	1046.4	Tekirdağ
YILLIK	1046.4	"

Tekirdağ Rakım: 3 (m)



MAHALLİ EN DÜŞÜK AKTÜEL BASINÇ (mb.)

İstasyon	Rasat Adı	Yılı	A Y L A R												YILLIK
			I	II	III	IV	V	VI	VII	VIII	IX	X	XI	XII	
Adana	35	987.4	983.9	989.1	993.0	994.4	997.2	992.1	994.4	997.6	996.7	994.0	993.7	983.9	
Adapazarı	1	988.5	994.2	1003.9	992.0	999.8	1002.1	1002.7	999.3	1000.9	1005.1	1001.6	991.7	988.5	
Afyon	24	872.0	874.8	871.6	879.4	880.0	888.4	885.5	888.7	885.8	885.8	880.9	874.5	871.6	
Akhisar	29	972.6	979.4	980.6	979.3	984.2	988.0	985.0	987.3	987.4	987.9	980.6	975.3	972.6	
Alanya	1	1004.3	994.7	1004.2	997.0	1006.6	1001.1	1000.6	1005.0	1007.7	1009.6	1004.8	1000.6	994.7	
Anamur	18	992.6	991.9	993.5	997.9	1000.0	998.2	997.7	998.0	1001.4	1004.0	992.8	996.4	991.9	
Ankara	35	882.7	884.8	885.1	891.1	894.7	898.1	894.6	897.4	897.4	896.0	894.9	888.0	882.7	
Antakya	21	986.0	981.5	985.5	987.5	988.4	988.1	986.7	988.2	990.5	990.6	986.5	987.5	981.5	
Antalya	28	985.6	985.2	982.4	990.0	993.1	995.4	993.3	993.9	995.9	996.2	985.6	981.7	981.7	
Artvin	10	932.3	926.6	928.1	930.6	929.4	933.5	931.1	931.4	931.3	934.5	925.4	924.6	924.6	
Aydın	26	981.9	985.0	979.7	981.9	992.2	993.5	993.0	993.6	995.3	993.3	993.5	978.5	978.5	
Balıkesir	28	966.2	973.1	971.3	970.1	977.2	982.2	980.9	981.2	984.1	980.2	974.6	972.7	966.2	
Bandırma	16	980.0	983.4	985.6	979.4	987.0	991.7	992.6	991.0	993.7	989.3	990.7	982.6	979.4	
Batman	2	933.2	936.0	928.8	935.5	939.5	934.4	932.1	932.8	939.6	940.0	939.3	942.7	928.8	
Bergama	1	-	996.8	1000.6	992.6	997.6	1003.2	1000.1	999.0	1001.0	1006.0	1001.4	989.6	989.6	
Beyşehir	10	867.1	862.1	866.0	869.4	874.9	878.6	877.6	879.3	881.4	868.6	877.4	870.2	862.1	
Bilecik	27	924.8	924.7	929.7	930.5	933.8	940.8	939.7	940.6	939.5	936.0	935.1	930.1	924.7	
Bodrum	28	986.4	986.6	984.4	983.6	995.8	996.6	995.2	994.8	999.1	994.6	992.1	980.6	980.6	
Bolu	29	901.3	905.5	902.2	905.5	910.3	916.5	914.8	906.7	911.7	914.1	910.8	903.1	901.3	
Bozkurt	3	976.0	976.0	980.7	974.7	981.9	981.3	983.3	981.7	976.3	986.3	982.3	966.1	966.1	
Burdur	1	890.1	884.4	897.0	888.7	897.1	899.9	897.2	899.6	910.0	902.8	897.8	889.2	881.4	
Bursa	35	965.1	972.3	969.3	976.2	981.1	982.6	980.4	981.2	982.4	978.9	974.6	973.3	965.1	
Çanakkale	28	980.2	986.8	986.3	985.7	994.4	995.7	995.1	997.1	994.3	992.7	987.6	988.6	980.2	
Çankırı	3	916.2	907.4	916.3	911.0	917.7	919.7	920.7	917.3	915.0	924.2	913.6	911.8	907.4	
Çorlu	19	962.3	967.7	968.1	973.0	978.1	980.7	979.4	977.7	977.6	975.4	972.7	967.0	962.3	
Çorum	25	897.8	899.8	896.0	903.4	905.0	911.1	908.4	909.6	911.0	905.7	907.8	900.2	896.0	
Denizli	5	944.9	946.0	948.6	948.7	953.6	955.9	952.4	953.3	953.6	960.6	951.6	936.8	936.8	
Dikili	10	992.2	994.0	992.2	991.9	997.2	1001.2	1000.3	1001.0	1001.3	1000.6	1002.1	986.3	986.3	
Diyarbakır	28	916.0	920.6	917.4	922.9	924.2	923.8	922.1	922.6	926.9	927.7	925.3	922.3	916.0	
Dört Yol	3	988.8	988.2	991.3	992.4	995.8	995.3	992.2	993.7	997.5	1000.7	991.5	992.8	988.2	
Edirne	35	975.9	978.9	983.2	979.9	988.8	991.1	993.5	991.5	992.7	987.3	986.6	979.6	975.9	
Elâzığ	23	869.0	870.7	866.6	875.8	877.6	878.5	877.1	877.7	879.4	882.2	877.4	873.0	866.6	
Kd. Ereğlisi	2	993.3	996.4	1007.4	995.1	1004.8	1003.7	1005.2	1001.9	995.9	1005.0	1003.4	995.3	993.3	
Erzincan	32	858.9	858.6	856.8	859.2	868.0	868.9	867.5	867.9	867.5	871.4	864.8	861.3	856.8	
Erzurum	28	785.7	789.0	783.8	785.9	795.7	798.9	799.1	802.1	801.0	799.9	793.1	791.1	783.8	
Esenboğa	10	888.6	885.2	888.4	886.6	890.2	895.0	892.4	896.2	891.6	897.4	890.9	883.2	883.2	
Eskişehir	33	896.9	893.7	898.8	903.1	906.3	911.8	909.9	906.2	914.2	905.8	906.3	901.6	893.7	
Etimesgut	3	903.8	910.1	908.2	917.4	915.7	917.6	918.4	920.2	920.0	912.2	919.0	922.6	903.8	
Fethiye	26	990.9	991.4	987.0	996.2	998.9	1000.0	998.0	999.0	1000.8	1000.6	993.1	995.2	987.0	
Florya	29	979.6	985.5	985.5	982.4	990.1	993.1	994.0	992.2	994.9	995.8	988.8	984.0	979.6	
Gaziantep	10	902.1	900.1	897.3	903.1	906.4	905.8	903.2	903.7	906.7	909.3	904.0	903.1	897.3	
Giresun	27	973.8	991.3	977.9	986.3	987.4	986.3	985.1	982.8	987.5	987.2	985.3	981.1	973.8	
Göztepe	32	979.3	983.1	983.7	982.6	989.6	993.1	994.9	993.0	994.7	992.6	988.0	987.8	979.3	
Hopa	4	1002.1	987.9	998.0	993.6	1001.5	999.8	998.9	996.6	995.8	1007.7	992.8	989.8	987.9	
İğdır	8	893.4	894.6	900.0	894.7	904.0	903.3	901.7	903.9	902.6	904.8	903.9	901.8	893.4	
İnebolu	15	981.9	980.6	985.4	979.6	987.6	990.3	988.9	992.4	988.8	989.4	988.0	979.5	979.5	
İskenderun	20	995.9	991.8	992.2	997.9	998.9	1000.4	998.2	998.9	1001.1	1000.0	997.5	997.3	991.8	
İslâhiye	27	935.3	931.0	932.4	941.1	941.6	940.4	937.6	940.4	941.8	942.6	939.5	942.1	932.4	
İsparta	27	874.7	872.7	870.6	879.8	882.1	882.9	886.3	888.4	884.8	884.4	876.7	870.0	870.0	
İzmir	35	985.1	981.0	984.2	988.8	993.6	997.1	994.6	995.3	998.5	990.6	993.2	983.2	981.0	
Karaköse	9	820.6	814.9	818.9	819.3	823.9	826.2	823.3	825.7	827.5	826.6	820.7	819.3	814.9	
Kars	3	805.5	800.0	804.1	800.6	812.0	813.2	813.0	813.2	816.4	808.8	800.2	807.3	800.0	
Kartal	7	993.1	987.9	994.3	992.8	990.9	998.5	996.8	995.1	1000.8	1000.8	995.3	994.5	987.9	
Kastamonu	26	897.5	899.8	892.8	900.4	905.7	909.1	908.4	909.1	900.4	907.9	906.8	896.6	892.8	
Kayseri	28	870.1	869.4	867.3	873.7	878.5	883.4	880.2	882.6	882.6	879.9	874.8	871.3	867.3	
Kırşehir	26	880.7	878.7	878.1	885.9	886.9	892.0	891.4	892.6	892.2	889.0	885.5	881.6	878.1	
Kilis	5	926.5	923.5	922.6	927.5	930.7	930.6	927.3	928.7	930.4	934.6	928.0	926.7	922.6	
Kireçburnu	13	983.4	985.9	987.1	989.5	995.3	991.9	995.0	993.6	993.2	991.5	994.4	983.8	983.4	
Kocaeli	25	974.7	981.3	980.4	982.6	988.0	990.6	989.7	988.6	992.0	987.4	985.2	984.0	974.7	
Konya	26	873.7	873.1	871.0	881.7	881.0	888.0	884.4	888.1	885.5	883.5	884.1	877.2	871.0	

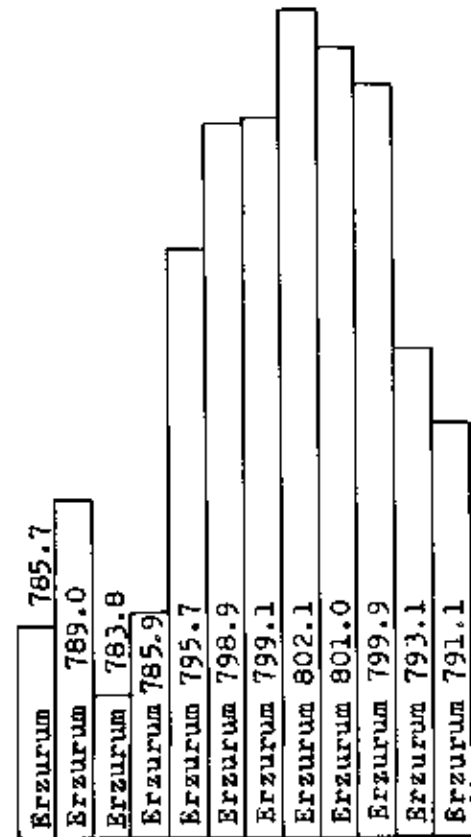
MAHALLİ EN DÜŞÜK AKTÜEL BASINÇ (mb)

(2)

İstasyon Adı	YILLIK	A												YILLIK
		I	II	III	IV	V	VI	VII	VIII	IX	X	XI	XII	
Kumköy	15	984.8	986.6	987.9	982.6	990.0	993.6	997.5	994.7	992.7	1000.4	994.4	983.0	982.6
Kütahya	31	876.6	884.8	879.0	885.1	885.6	894.9	891.8	894.7	894.2	888.7	883.4	881.1	876.6
Lüleburgaz	25	975.3	981.1	982.5	975.8	988.7	989.4	990.7	988.9	991.1	989.3	983.9	981.0	975.3
Malatya	28	882.2	881.3	880.1	885.1	888.7	890.2	887.0	888.3	887.5	891.3	884.7	885.8	880.1
Manisa	35	978.8	979.2	982.6	983.4	987.5	991.6	989.1	989.3	991.4	988.0	984.4	979.1	978.8
Maraş	3	936.0	929.7	931.8	933.7	938.3	938.0	933.7	935.5	940.0	945.0	933.1	936.8	929.7
Mardin	3	876.4	877.6	871.5	878.7	885.2	881.5	879.0	879.7	885.7	883.6	882.6	876.3	871.5
Merzifon	24	902.1	904.8	897.3	907.4	910.6	915.7	905.7	903.4	910.2	910.3	912.3	904.8	897.3
Mersin	26	991.2	993.4	990.5	996.9	997.8	1000.2	997.7	998.9	1000.2	998.7	994.1	995.4	990.5
Muğla	31	914.4	911.3	909.3	916.3	923.8	929.0	927.3	926.1	929.0	915.3	920.6	912.7	909.3
Nazilli	19	982.9	978.9	984.1	982.3	990.6	992.6	990.6	991.1	992.7	987.5	989.4	984.6	978.9
Nevşehir	5	858.1	848.8	858.8	858.5	864.6	864.1	864.1	863.1	861.4	868.6	855.0	858.8	848.8
Niğde	8	863.9	854.4	862.6	862.1	867.9	868.7	866.9	869.4	869.4	871.5	860.7	864.2	854.4
Ödemiş	1	980.4	983.4	992.2	977.7	989.7	989.3	986.0	988.6	991.7	983.9	990.4	981.7	977.7
Rize	37	974.7	972.0	975.0	980.0	978.4	985.6	983.5	985.9	989.0	985.2	987.3	984.0	972.0
Samsun	26	986.5	986.0	980.9	986.7	991.4	995.4	991.4	991.9	990.6	993.3	991.6	981.1	980.9
Sırt	19	883.1	886.3	881.0	890.3	891.4	892.5	889.0	889.9	895.6	895.5	891.6	893.8	881.0
Silifke	3	997.7	992.8	998.0	999.1	1000.3	1001.1	997.1	999.0	1000.2	1007.1	993.6	1000.3	992.8
Sinop	29	983.4	983.1	980.4	987.9	992.4	996.8	995.1	993.7	994.4	995.0	989.5	983.2	980.4
Sivas	36	847.3	846.0	845.4	850.5	856.6	858.7	858.5	854.4	859.5	857.8	855.4	852.2	845.4
Şile	15	984.2	982.9	990.1	981.1	989.1	982.7	995.0	993.3	996.3	992.8	992.3	987.9	981.1
Tekirdağ	26	977.5	983.1	986.7	979.4	987.9	991.4	993.2	990.9	993.1	990.3	985.7	986.4	977.5
Trabzon	28	976.3	980.3	970.2	985.9	983.1	987.4	986.3	986.3	989.3	982.0	985.7	984.9	970.2
Ulukışla	20	833.2	830.8	832.4	839.5	842.6	845.9	846.5	846.0	844.8	845.1	835.6	836.2	830.8
Urfa	24	935.6	932.5	929.0	936.7	938.2	935.5	932.3	934.2	937.2	942.8	939.6	937.1	929.0
Uşak	29	886.1	886.1	884.7	890.9	892.5	901.0	897.8	899.6	898.0	894.1	893.3	884.5	884.5
Van	26	795.1	797.8	796.2	804.1	806.2	809.6	805.5	809.8	808.5	807.9	805.3	799.7	795.1
Yalova	5	996.2	993.4	987.9	997.8	998.5	1002.2	1001.9	1000.6	1001.9	997.8	1003.1	997.1	987.9
Yeşilköy	8	994.3	988.8	988.4	996.3	998.2	999.5	1000.8	996.3	1001.1	1001.1	994.3	992.0	988.4
Yozgat	15	841.9	841.9	849.4	846.8	848.7	854.7	849.0	852.7	853.9	854.2	849.0	849.2	841.9
Zonguldak	28	926.8	924.7	977.3	978.6	985.0	986.1	985.1	983.0	980.4	991.5	981.9	974.2	974.2

Mahalli En Düşük Aktüel Basınç (mb)

Aylar	Düşük Değer	Kaydedildiği İstasyon
I	785.7	Erzurum
II	789.0	"
III	783.8	"
IV	785.9	"
V	795.7	"
VI	798.9	"
VII	799.1	"
VIII	802.1	"
IX	801.0	"
X	799.9	"
XI	793.1	"
XII	791.1	"
YILLIK	783.8	"



ORTALAMA SICAKLIK (C°)

İstasyon A d ı	Rasat Yılı	A Y L A R												Yıllık
		I	II	III	IV	V	VI	VII	VIII	IX	X	XI	XII	
Adana	37	9.2	10.2	12.9	16.9	21.2	25.1	27.6	28.1	25.2	20.8	15.7	11.1	18.7
Ada pazarı	10	5.8	6.3	8.1	12.5	16.8	20.9	22.8	22.7	18.7	14.2	11.8	8.3	14.1
Adıyaman	3	3.9	5.6	9.4	14.1	19.3	26.6	31.0	30.5	25.7	18.2	11.8	6.5	16.8
Afyon	37	0.3	1.5	4.8	10.4	15.1	18.9	22.0	22.1	17.4	12.2	7.1	2.5	11.2
Akhisar	29	6.2	7.3	9.4	14.4	19.7	24.3	26.8	26.4	22.2	16.7	11.8	8.1	16.1
Akşehir	19	1.1	1.9	5.4	11.1	16.1	19.7	22.5	22.8	18.6	12.9	8.8	3.7	12.1
Alanya	13	11.6	11.9	13.4	16.4	20.0	24.4	26.9	27.2	24.4	20.3	16.0	13.1	18.8
Alpaslan	8	-7.1	-6.5	-1.7	8.7	14.3	18.6	23.7	23.6	18.1	11.1	3.9	-2.1	8.7
Alpullu	21	3.6	4.4	7.1	12.2	17.3	21.7	24.1	24.0	19.7	14.3	10.4	6.2	13.7
Amasya	5	2.4	4.5	9.0	13.1	17.7	21.9	24.0	23.7	19.4	14.2	9.9	6.3	13.9
Anamur	18	11.8	11.9	13.7	17.1	20.9	25.4	28.5	28.9	25.9	21.7	17.1	13.5	19.7
Ankara	40	-0.1	0.9	5.0	11.1	16.0	20.0	23.2	23.3	18.4	12.9	7.7	2.5	11.7
Antakya	26	8.1	9.8	12.7	17.0	21.1	24.7	27.0	27.7	25.4	20.1	14.6	9.6	18.2
Antalya	36	10.0	10.6	12.7	16.3	20.4	25.0	28.2	28.1	24.9	20.3	15.5	11.8	18.7
Ardahan	5	-12.7	-10.8	-4.6	3.4	9.9	13.1	16.3	15.5	11.6	5.5	0.6	-6.4	3.4
Artvin	17	3.2	4.2	7.2	12.0	16.5	19.3	21.1	21.4	18.4	14.1	9.8	5.5	12.7
Aydın	26	8.1	9.4	11.4	15.7	20.6	25.4	28.3	27.7	23.6	18.3	13.8	9.7	17.7
Balıkesir	28	5.0	5.8	7.7	12.6	17.7	22.1	24.6	24.6	20.5	15.7	11.1	7.0	14.5
Bandırma	16	5.6	6.0	7.4	11.7	16.4	21.0	23.6	23.8	20.4	15.8	11.7	8.2	14.3
Batman	3	2.0	5.1	8.9	12.7	17.9	25.6	30.2	29.2	23.9	15.8	9.2	4.6	15.4
Bergama	3	5.8	7.1	9.2	13.3	18.2	24.4	26.6	25.5	22.7	17.2	12.9	10.1	16.1
Beyşehir	14	0.2	1.6	4.8	10.2	14.8	18.7	22.2	22.2	17.2	12.3	7.2	3.5	11.2
Bilecik	28	2.5	3.5	5.8	11.2	15.9	19.6	21.7	21.8	18.0	13.8	9.5	4.7	12.3
Bodrum	28	11.3	11.5	12.8	16.3	20.7	25.3	28.1	27.8	24.4	19.9	16.4	13.1	19.0
Bolu	37	0.0	1.3	4.1	9.2	13.9	17.1	19.6	19.8	15.9	11.7	7.1	2.8	10.2
Bozkurt	5	5.3	5.3	7.5	10.8	15.0	19.8	21.5	21.3	18.3	14.6	13.1	9.3	13.5
Burdur	29	2.5	3.8	6.3	11.5	16.4	20.8	24.3	24.3	19.9	14.4	9.1	4.6	13.2
Bursa	37	5.3	5.9	8.0	12.6	17.3	21.6	24.2	23.9	19.7	15.5	11.4	7.5	14.4
Ceylanpınar	9	5.7	7.3	11.0	16.0	22.5	28.9	32.4	31.6	25.8	19.3	12.4	7.9	18.4
Çanakkale	34	6.0	6.1	7.8	12.1	17.2	21.8	24.6	24.7	20.7	16.0	12.1	8.3	14.8
Çankırı	21	0.2	0.7	5.1	11.9	16.4	20.2	23.5	23.2	17.7	11.7	6.1	2.0	11.5
Çiçekdağ	8	1.0	1.1	6.3	11.3	16.3	20.2	23.4	23.1	17.5	12.5	7.6	4.3	12.1
Çorlu	21	2.8	3.7	5.7	10.8	15.8	19.9	22.4	22.2	18.4	14.0	10.3	5.7	12.6
Çorum	37	-0.6	0.9	4.4	10.5	15.4	18.7	21.4	21.4	17.1	12.3	6.8	2.0	10.9
Çumra	8	0.4	0.8	5.4	10.4	15.5	19.2	22.2	21.6	16.2	11.1	6.6	3.6	11.1
Dalaman	8	10.2	10.5	13.0	15.7	19.7	24.7	26.2	26.9	23.5	19.1	15.2	12.3	18.1
Denizli	12	5.7	6.7	9.9	14.0	18.7	23.6	26.8	26.3	21.5	16.7	11.9	8.1	15.8
Dikili	25	7.9	8.7	10.1	14.2	18.9	23.5	25.7	25.4	21.7	17.2	13.6	10.0	16.4
Dil (İğdır)	8	-2.9	0.9	6.5	12.9	19.2	23.2	27.1	26.2	21.2	13.5	6.7	0.2	12.9
Diyarbakır	37	1.6	3.7	8.0	13.8	19.3	25.8	31.0	30.5	24.9	17.2	10.0	4.1	15.8
Düzyol	37	10.5	11.3	13.6	17.7	21.6	25.1	27.4	28.1	26.0	22.0	17.1	12.3	19.4
Edirne	37	2.0	3.5	6.8	12.5	17.7	21.9	24.6	24.2	19.7	14.4	9.3	4.5	13.5
Elâzığ	28	-1.5	0.1	4.5	11.7	17.4	23.0	27.2	27.1	22.1	14.8	7.7	1.3	13.6
Elmalı	10	2.5	3.5	7.2	11.0	15.6	20.9	24.1	23.9	19.5	14.3	9.2	5.0	13.1
Kd. Ereğli	3	4.7	5.4	7.0	10.8	14.9	20.8	21.6	21.3	19.2	15.3	11.3	8.4	13.4
Erzincan	33	-3.7	-2.0	2.9	10.2	15.7	19.9	23.8	24.3	19.3	12.4	5.9	-0.7	10.7
Erzurum	37	-8.6	-6.9	-3.1	5.0	10.9	15.0	19.1	19.6	15.0	7.9	1.8	-5.2	5.9
Esenboğa	10	-1.0	-1.0	3.8	9.7	14.2	18.2	21.8	21.9	16.2	10.9	5.4	1.8	10.1
Eskişehir	37	-0.2	1.0	4.5	10.1	15.1	18.7	21.5	21.4	16.9	12.0	6.9	2.3	10.9
EskişehirSZ.	9	-0.1	0.8	4.9	9.8	14.7	18.5	21.5	21.3	16.5	11.4	6.9	3.4	10.8
Etimesgut	9	-1.1	1.1	5.6	10.2	15.3	19.5	22.9	22.7	17.7	11.9	5.8	1.5	11.1
Fethiye	24	10.8	11.5	13.3	16.8	21.1	25.5	28.1	28.1	24.8	19.8	15.6	12.4	19.0

ORTALAMA SICAKLIK (C°)

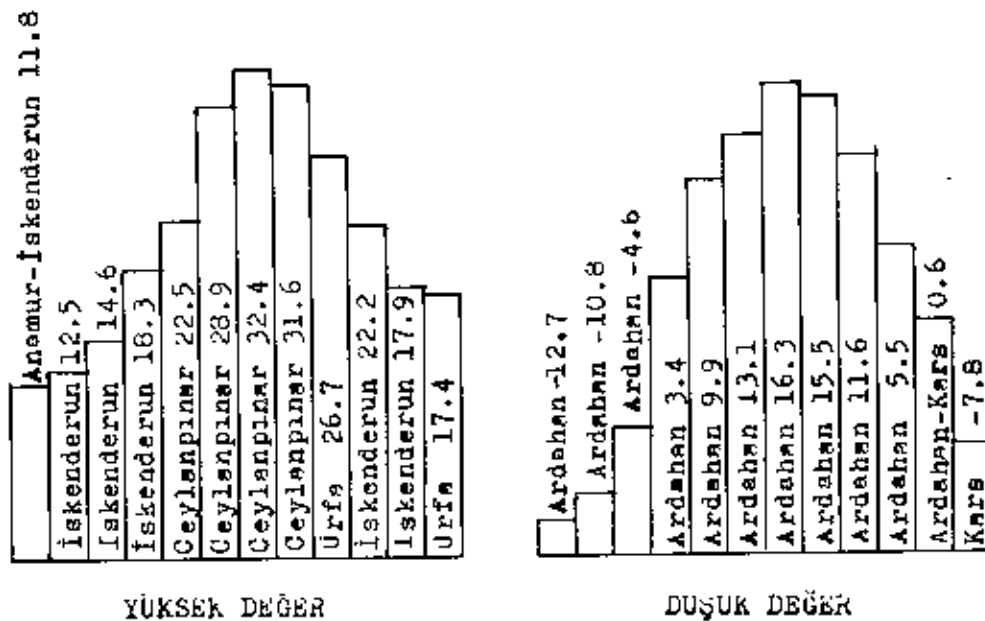
İstasyon Rasat		A Y L A R												Yıllık
A d ı	Yılı	I	II	III	IV	V	VI	VII	VIII	IX	X	XI	XII	
Florya	29	..5.2	..5.4	..6.6	..10.7	..15.6	..20.6	..23.2	..23.3	..19.6	..15.4	..11.7	..8.0	13.8
Gaziantep	26	2.5	3.9	7.1	12.6	18.2	23.7	27.2	26.9	22.4	15.4	9.3	4.4	14.5
Gireşun	33	6.9	5.8	7.6	10.8	15.2	19.7	22.3	22.6	19.5	15.9	12.7	9.3	14.1
Göztepe	37	5.5	5.3	6.9	11.3	16.2	20.7	23.2	23.4	19.6	15.6	11.8	8.0	13.9
Hakkari	5	-5.7	-4.0	1.5	6.7	14.1	20.2	25.0	24.4	19.8	12.3	5.6	-0.7	9.9
Hopa	4	7.6	8.9	9.8	11.8	15.8	20.7	22.3	22.0	19.5	15.6	14.2	11.2	15.0
İğdır	21	-3.7	-0.4	5.3	12.7	18.3	22.1	25.8	24.9	19.9	12.4	5.1	-0.6	11.9
İnebolu	15	6.7	6.4	6.9	10.2	14.3	19.3	21.9	21.9	18.3	14.8	11.9	9.0	13.5
İskenderun	26	11.8	12.5	14.6	18.3	22.1	25.7	28.0	28.7	26.5	22.2	17.9	13.7	20.2
İslâhiye	28	5.2	6.5	9.8	15.1	20.1	24.7	27.3	27.9	24.8	19.3	12.9	7.3	16.7
İsparta	37	1.7	2.6	5.5	10.6	15.3	19.7	23.1	23.2	18.5	13.2	8.1	3.9	12.1
İzmir	37	8.5	9.0	11.1	15.4	20.2	24.9	27.6	27.3	23.1	18.5	14.3	10.5	17.5
Karaköse	24	-10.4	-9.2	-4.2	5.3	12.3	16.5	20.9	20.9	16.0	8.9	1.9	-6.9	6.0
Karaman	6	1.2	2.4	6.0	10.7	14.0	19.8	22.9	22.4	17.1	12.2	8.0	4.7	11.8
Kağıs	30	-12.0	-10.0	-4.5	4.4	10.3	15.6	17.3	17.4	13.3	7.0	0.6	-7.8	4.1
Kartal	9	6.8	6.9	7.6	12.1	16.8	21.6	24.1	24.3	21.5	16.6	12.4	9.3	15.0
Kastamonu	36	-1.2	0.4	4.0	9.4	14.4	17.6	20.3	20.0	15.6	10.8	5.5	1.0	9.8
Kayseri	32	-1.6	0.1	4.4	10.6	15.5	19.5	22.8	22.5	17.5	11.9	6.0	1.1	10.9
Kırşehir	36	-0.1	1.4	4.8	10.6	15.6	19.7	23.0	22.8	17.9	12.1	6.5	2.2	11.4
Kızılcahamam	4	0.2	-0.6	3.5	10.0	14.5	17.8	21.3	21.6	15.5	10.2	6.4	2.8	10.3
Kilis	26	4.6	5.3	9.3	15.0	21.0	25.0	27.7	27.8	24.0	18.5	12.3	6.8	16.5
Kireçburnu	16	5.6	5.4	6.5	10.4	15.2	20.0	22.5	22.7	19.8	15.6	12.3	8.9	13.8
Kocaeli İzmit	25	7.7	5.8	7.9	12.3	17.3	21.0	23.2	23.4	19.3	15.8	12.4	8.3	14.4
Konuklar	9	-0.1	0.6	5.0	9.7	14.5	18.3	21.8	21.6	16.4	11.3	6.9	3.8	10.8
Konya	37	-0.2	1.4	5.0	11.0	15.9	19.8	23.2	23.0	18.0	13.1	6.7	1.9	11.5
Köyceğiz	3	9.2	10.5	12.9	16.2	19.4	23.4	28.1	27.1	23.9	19.0	14.6	11.5	18.2
Kumköy	15	6.0	5.8	6.6	10.3	14.8	19.8	22.6	23.1	19.8	15.8	12.2	8.6	13.8
Kuşadası	15	9.0	9.7	11.2	15.0	19.0	23.0	25.3	24.6	21.5	17.5	14.4	11.1	16.8
Kütahya	37	0.3	1.4	4.5	9.7	14.4	17.9	20.4	20.5	16.2	11.8	7.2	2.7	10.6
Lüleburgaz	30	2.9	3.7	6.1	11.4	16.7	20.9	23.4	23.3	18.8	14.1	9.7	5.5	13.1
Malatya	37	-1.1	0.7	6.1	12.7	18.0	22.7	26.7	26.9	22.1	15.2	8.1	1.6	13.3
Manisa	36	6.8	7.8	10.3	15.0	20.0	24.9	27.7	27.3	23.0	17.6	12.4	8.5	16.8
Maras	9	4.6	5.9	10.5	14.5	19.7	24.7	28.1	28.6	25.3	18.9	13.0	6.6	16.7
Mardin	24	2.7	3.9	7.3	13.1	19.5	25.6	29.8	29.8	25.2	18.1	11.2	5.3	16.0
Marmaris	3	10.3	11.1	12.9	15.7	19.4	25.1	24.6	27.4	24.3	19.3	15.4	13.0	18.5
Menemen S.Z.	5	7.0	8.0	11.1	14.1	19.1	25.0	26.9	26.0	22.4	15.5	14.0	10.6	16.8
Herzifon	29	1.2	2.6	5.3	11.1	15.8	19.2	21.4	21.4	17.9	13.5	8.0	3.2	11.7
Hersin	27	9.6	10.3	12.8	17.1	21.1	25.0	27.6	28.0	25.0	20.1	15.4	11.3	18.6
Hesudiye	4	-2.0	0.4	4.0	7.3	12.0	15.7	17.5	17.6	14.6	9.7	6.0	2.4	8.8
Milâs	3	8.1	10.0	11.9	15.5	19.2	25.9	28.7	27.6	23.8	18.7	14.2	11.6	18.0
Muğla	31	5.4	5.9	8.1	12.6	17.4	22.6	26.1	25.9	21.6	15.8	10.8	7.2	15.0
Nazilli	9	7.9	9.2	11.6	16.2	20.9	25.9	28.2	27.5	23.0	18.0	13.3	9.8	17.6
Nevşehir	6	0.1	1.2	4.9	9.4	14.8	18.2	21.3	21.1	16.1	11.8	7.6	4.0	10.9
Niğde	31	-0.4	1.0	4.4	10.4	15.2	19.2	22.6	22.4	17.7	12.1	6.6	2.0	11.1
Osmaniye	9	8.0	8.7	12.2	16.7	21.1	24.7	27.3	28.0	25.2	19.2	14.8	10.0	18.0
Üdemiş	14	7.1	7.9	10.4	15.0	20.2	25.1	28.2	27.9	23.3	16.9	13.1	9.5	17.1
Rize	37	6.8	6.6	7.8	11.3	15.7	19.8	22.3	22.6	19.6	16.1	12.6	9.1	14.2
Samsun	37	6.8	6.7	7.6	10.8	15.5	20.0	23.0	23.3	19.8	16.2	12.0	9.4	14.3
Siirt	26	2.3	4.0	7.5	13.3	19.3	25.9	30.5	30.1	25.1	17.8	10.6	4.8	15.9
Silifke	17	10.2	10.9	13.4	16.9	20.9	25.3	27.3	28.2	25.5	21.4	16.3	11.6	19.1
Simav	6	2.8	3.0	6.7	10.8	15.4	19.4	22.1	22.2	18.0	13.1	9.8	6.0	12.4
Sinop	29	7.0	6.6	6.9	10.1	14.4	19.4	22.6	23.9	19.7	16.0	12.9	-9.5	14.0

ORTALAMA SICAKLIK (C°)

İstasyon A d ı	Röset Yılı	A			Y			L			R			Yıllık
		I	II	III	IV	V	VI	VII	VIII	IX	X	XI	XI	
Sivas	36	-4.0	-2.7	1.7	8.3	13.2	16.6	19.4	19.7	15.5	10.5	4.7	-1.2	8.5
Şile	27	5.4	5.7	6.5	10.2	14.9	19.6	22.3	22.7	19.6	15.6	11.9	8.1	13.6
Tarsus	13	9.4	10.1	12.7	16.8	20.9	24.7	26.9	27.3	24.3	20.2	15.1	10.9	18.3
Tekirdağ	27	4.6	5.2	6.7	11.4	16.6	20.9	23.5	23.5	19.5	15.3	11.4	7.1	13.8
Trabzon	34	7.2	7.0	7.9	11.3	15.7	20.0	22.7	23.2	20.1	16.5	13.1	9.6	14.5
Tokat	11	2.5	4.1	7.3	12.0	16.0	20.0	22.0	22.2	18.6	13.4	8.4	4.3	12.6
Ulaş (D.Ü.Ç.)	7	-2.5	-2.5	2.3	8.2	13.6	16.0	19.1	19.5	14.5	9.9	5.2	1.1	8.6
Uludağ	5	-4.7	-4.3	-3.0	2.0	7.1	11.0	13.4	14.1	10.5	5.6	2.9	-2.6	4.3
Ulukışla	24	-2.0	-0.2	2.8	8.7	13.6	18.1	21.6	21.3	16.5	10.8	5.1	0.7	9.8
Urfa	34	5.1	6.7	10.1	15.7	21.8	27.8	31.8	31.5	26.7	19.9	13.0	17.4	18.1
Uşak	34	2.0	2.7	5.3	10.6	15.6	20.0	23.3	23.7	18.7	13.1	8.2	4.1	12.3
Van	26	-3.6	-3.3	0.3	7.0	13.0	18.0	22.2	21.8	17.1	10.4	4.7	-0.9	8.9
Yalova	20	6.1	6.3	7.7	11.5	16.2	20.5	22.8	22.7	19.1	15.9	12.2	8.8	14.2
Yenişehir	9	3.6	5.6	7.3	12.2	17.0	21.1	23.0	23.3	19.6	13.9	10.7	5.5	13.6
Yeşilköy	7	6.6	5.3	6.2	10.9	15.9	20.2	23.0	23.2	19.6	14.9	11.0	7.6	13.7
Yozgat	29	-2.0	-1.4	2.3	8.1	13.2	16.0	19.2	19.5	15.2	10.2	5.3	0.9	8.9
Zonguldak	29	5.9	6.1	7.1	10.6	15.1	19.3	21.6	21.5	18.4	15.0	11.8	8.7	13.4

ORTALAMA SICAKLIK BAKIMINDAN

Aylar	Yüksek Değer	Kayıdedildiği İstasyon	Aylar	Düşük Değer	Kayıdedildiği İstasyon
I	11.8	Anamur-İskenderun	I	-12.7	Ardahan
II	12.5	İskenderun	II	-10.8	Ardahan
III	14.6	İskenderun	III	-4.6	Ardahan
IV	18.3	İskenderun	IV	+3.4	Ardahan
V	22.5	Ceylanpınar	V	9.9	Ardahan
VI	28.9	Ceylanpınar	VI	13.1	Ardahan
VII	32.4	Ceylanpınar	VII	16.3	Ardahan
VIII	31.6	Ceylanpınar	VIII	15.5	Ardahan
IX	26.7	Urfa	IX	11.6	Ardahan
X	22.2	İskenderun	X	5.5	Ardahan
XI	17.9	İskenderun	XI	0.6	Ardahan-Kars
XII	17.4	Urfa	XII	-7.8	Kars
Yıllık	20.2	İskenderun	Yıllık	3.4	Ardahan



EN YÜKSEK SICAKLIK (C°)

İstasyon A d ı	Rasat Yılı	A Y L A R												Yıllık
		I	II	III	IV	V	VI	VII	VIII	IX	X	XI	XII	
Adana	37	22.2	26.2	30.7	36.7	41.3	42.8	41.5	45.6	42.7	41.5	34.3	26.7	45.6
Adapazarı	13	20.8	27.1	34.0	38.0	38.0	40.4	38.1	41.2	38.4	32.9	30.2	25.1	41.2
Adıyaman	4	14.0	16.6	24.5	28.4	35.0	39.2	42.6	42.0	38.0	34.5	28.2	18.8	42.6
Afyon	37	14.6	20.2	26.4	28.4	33.0	35.5	37.5	37.8	34.6	31.3	25.3	20.3	37.8
Akhisar	28	19.7	24.7	30.2	33.6	38.8	42.8	42.1	44.6	40.7	37.5	30.7	26.2	44.6
Akşehir	24	16.0	22.5	26.2	30.0	34.0	36.4	40.0	40.5	36.0	31.7	25.6	20.6	40.5
Alanya	15	23.5	24.3	27.1	28.1	34.1	37.3	38.8	41.0	36.4	33.6	39.5	26.8	41.0
Alpaslan	9	11.0	11.4	16.2	27.0	29.8	34.2	38.0	38.5	34.0	30.0	23.0	12.0	38.5
Alpullu	21	19.1	22.4	26.8	30.6	36.0	37.4	39.3	42.9	38.2	35.5	27.1	21.8	42.9
Anasya	5	16.4	19.4	29.0	31.2	35.7	37.1	43.2	40.4	37.6	32.0	25.6	20.4	43.2
Anamur	19	20.5	22.9	27.5	32.7	36.2	39.2	41.4	44.2	39.5	36.6	30.0	24.4	44.2
Ankara	40	16.4	20.4	28.5	31.6	34.4	36.4	38.8	40.0	35.7	33.3	25.3	20.4	40.0
Antakya	26	18.7	22.3	27.7	34.4	42.5	41.5	41.6	43.9	40.5	38.0	29.4	22.6	43.9
Antalya	37	20.6	22.4	27.5	32.8	38.7	41.5	43.4	44.6	42.5	38.7	32.7	23.6	44.6
Ardahan	5	8.2	9.0	11.3	18.8	25.8	28.5	32.0	31.7	28.0	24.5	17.8	9.5	32.0
Artvin	18	18.9	21.2	28.4	34.4	36.4	38.7	42.0	43.0	38.4	33.9	27.9	19.5	43.0
Aydın	26	20.5	25.1	30.7	33.8	40.2	41.7	42.2	43.0	40.2	38.0	30.5	25.9	43.0
Balıkesir	28	19.5	23.4	30.7	35.2	38.5	39.8	41.6	43.7	39.4	36.1	28.7	25.7	43.7
Bandırma	16	20.0	23.4	30.6	33.9	35.0	36.5	37.3	38.7	38.7	32.7	28.8	23.4	38.7
Batman	3	17.3	16.5	25.3	28.9	35.6	39.1	44.1	43.4	38.6	34.1	25.6	17.2	44.1
Bergama	3	19.4	20.5	25.0	28.5	34.5	38.0	41.0	41.5	37.5	34.0	26.5	23.5	41.5
Beyşehir	17	15.3	19.7	23.3	27.0	31.1	33.2	36.3	36.6	33.2	30.0	26.0	18.5	36.6
Bilecik	29	18.7	24.6	30.2	33.3	35.1	38.2	38.9	40.6	35.0	32.0	27.4	22.5	40.6
Bodrum	28	20.6	22.0	26.8	31.3	40.0	41.5	41.7	43.6	40.0	34.2	27.7	23.1	43.6
Bolu	37	17.5	21.2	29.3	31.8	33.3	35.1	37.4	39.4	37.1	34.0	27.0	21.0	39.4
Bozkurt	6	21.0	22.2	26.7	30.3	34.0	31.0	35.8	34.1	31.4	29.6	29.8	26.6	35.8
Burdur	29	14.6	20.9	27.1	29.8	34.1	37.1	39.6	39.6	37.0	32.0	23.9	16.8	39.6
Bursa	37	23.8	26.1	32.5	36.2	37.0	40.5	41.3	42.6	40.1	35.4	31.0	26.5	42.6
Ceylanpınar	9	17.3	21.7	27.4	35.2	41.0	44.1	47.6	47.2	42.0	37.4	32.8	23.0	47.6
Çanakkale	36	19.8	21.3	27.3	30.8	33.4	35.5	37.2	38.7	34.6	30.9	27.8	22.2	38.7
Çankırı	22	14.3	22.0	29.0	31.0	33.4	37.0	41.7	41.8	36.7	33.6	23.1	18.2	41.8
Çiğekdağ	10	17.0	23.4	26.9	33.0	34.4	37.2	41.3	39.7	35.0	33.6	26.7	22.5	41.3
Çorlu	22	17.8	20.2	27.8	30.4	34.2	36.8	36.7	39.0	36.2	32.1	25.8	19.2	39.0
Çorum	37	15.6	20.3	28.6	30.2	35.1	37.1	39.7	39.4	36.9	33.6	25.6	19.0	39.7
Çumra	8	16.5	22.0	27.5	27.0	32.5	33.5	37.0	36.5	33.0	29.2	26.0	21.5	37.0
Dalaman	10	22.0	25.2	27.6	31.4	36.2	40.6	43.5	44.0	41.5	35.3	30.0	24.7	44.0
Denizli	13	19.0	23.2	28.0	32.0	36.5	38.9	40.0	41.2	36.7	33.5	28.9	26.6	41.2
Dikili	27	21.0	24.2	27.6	31.1	34.7	41.0	39.0	41.6	37.7	32.6	22.0	24.6	41.8
Dil (İğdir)	9	16.4	17.4	24.0	31.0	36.4	40.0	41.6	41.2	37.0	32.0	22.8	18.4	41.6
Diyarbakır	37	16.8	21.1	26.0	33.0	39.8	41.8	46.2	45.9	41.0	35.4	28.4	23.1	46.2
Dörtöyl	37	22.3	24.8	31.2	37.0	40.0	41.6	40.4	42.5	43.0	40.6	33.0	25.2	43.0
Edirne	37	20.0	21.1	28.0	33.5	36.4	38.4	41.5	40.8	37.8	34.1	25.1	20.8	41.5
Elâzığ	29	11.1	17.3	23.5	28.7	33.4	38.8	42.0	40.6	36.3	32.0	23.6	16.0	42.0
Elmalı	13	17.6	23.5	25.5	27.0	32.5	36.5	36.6	40.0	35.2	30.0	27.0	19.0	40.0
Kd. Ereğlisi	3	18.6	21.1	20.6	28.6	28.1	32.6	31.5	30.3	29.6	30.6	22.2	20.6	32.6
Erzincan	34	12.6	16.3	23.4	29.5	31.6	35.6	40.0	40.5	36.4	31.4	24.9	16.7	40.5
Erzurum	37	8.0	10.6	17.8	22.2	29.6	32.2	34.0	34.0	31.4	26.0	20.7	12.3	34.0
Esenboğa	10	13.6	19.7	23.0	29.2	31.6	34.4	37.8	37.3	33.4	28.0	23.5	19.5	37.8
Eskişehir	37	16.5	20.8	29.1	30.7	34.3	36.0	39.1	38.7	35.8	32.8	25.6	21.7	39.1
Eskişehir (S.Z)	9	15.6	21.2	25.2	30.2	32.6	36.0	37.6	39.7	35.0	29.6	25.0	24.6	39.7
Etimesgut	11	14.9	17.4	26.0	28.5	34.8	34.5	40.4	39.5	37.2	31.0	24.8	18.2	40.4
Fethiye	26	23.0	26.6	31.5	32.8	39.0	41.6	42.8	43.7	40.2	37.4	33.0	28.6	43.7
Florya	30	18.0	21.0	25.6	28.0	31.6	35.3	35.6	38.6	36.6	29.6	25.7	20.0	38.6

EN YÜKSEK SICAKLIK (C°)

2

İstasyon A d ı	Rasat Yılı	A			Y			L			A			R		YILLİK
		I	II	III	IV	V	VI	VII	VIII	IX	X	XI	XII			
Gaziantep	27	16.0	19.2	20.1	30.0	35.3	39.5	42.0	42.8	37.9	36.4	26.4	22.4	42.8		
Giresun	37	24.9	28.0	34.9	34.1	35.4	32.3	51.8	32.9	31.7	37.3	30.3	25.0	31.5		
Göztepe	37	18.6	23.4	26.8	32.7	34.1	36.3	36.8	39.4	37.5	32.4	26.4	21.5	39.4		
Hakkâri	5	7.5	9.8	18.4	21.8	28.7	33.7	36.9	37.4	33.3	27.6	20.0	13.0	37.4		
Hopa	4	21.5	24.5	31.4	32.9	36.4	36.8	30.6	31.9	33.1	29.3	27.4	25.9	36.8		
İğdir	26	12.5	22.2	25.4	30.5	34.2	39.2	39.0	39.6	38.1	31.6	26.2	16.5	39.6		
İnebolu	16	21.8	26.6	30.2	34.3	29.0	31.2	35.2	34.2	28.6	29.6	30.2	28.4	35.2		
İskenderun	26	27.0	26.6	31.5	36.7	38.3	40.2	40.0	43.2	43.0	37.9	31.7	25.8	43.2		
İslâhiye	28	17.2	20.4	27.7	32.3	38.5	40.2	41.3	43.2	39.2	37.8	28.0	20.7	43.2		
İsparta	37	14.4	18.7	26.5	29.5	33.0	35.4	37.0	37.5	34.6	32.2	25.0	17.7	37.5		
İzmir	37	21.3	23.9	29.9	32.8	39.5	40.3	42.4	42.7	38.7	35.9	30.6	24.7	42.7		
Karaköse	27	9.6	13.0	16.6	24.1	32.7	39.8	39.0	39.9	35.3	29.2	19.8	12.4	39.9		
Karaman	6	17.2	21.1	25.0	27.0	33.1	37.5	38.1	38.7	37.9	32.6	25.8	21.3	38.7		
Kars	35	5.0	11.0	18.8	23.8	26.5	31.0	34.3	34.6	32.4	26.1	21.2	11.2	34.6		
Kartal	9	18.0	21.3	25.1	30.7	32.5	33.5	35.3	36.5	34.1	29.9	24.0	20.8	36.5		
Kastamonu	36	15.6	20.6	27.8	30.6	33.6	34.8	38.9	37.7	35.7	31.0	24.7	21.1	38.9		
Kayseri	34	18.0	22.6	28.6	30.7	33.6	37.6	40.7	40.6	35.6	33.6	26.0	18.4	40.7		
Kırşehir	37	19.0	20.6	28.0	29.3	34.5	36.0	38.6	39.4	36.1	33.6	26.2	19.9	39.4		
Kızılcahamam	7	13.4	16.6	21.4	26.6	30.4	33.2	38.0	38.4	35.6	28.8	21.4	16.8	38.4		
Kilis	30	19.0	22.0	27.0	34.0	39.0	42.0	43.0	47.0	40.0	37.5	29.0	28.0	47.0		
Kireçburnu	18	18.2	23.1	27.4	31.1	34.5	36.8	36.0	39.2	36.6	32.1	26.4	22.6	39.2		
Kocaeli	29	22.4	22.4	30.2	32.6	37.0	40.7	40.3	42.9	38.7	34.0	29.1	25.3	42.9		
Konuklar	9	16.2	19.6	24.3	29.3	31.4	34.7	37.5	37.3	33.5	29.7	23.9	21.0	37.5		
Konya	37	16.3	23.8	28.2	30.4	34.4	34.8	37.7	40.0	35.2	31.6	25.4	21.8	40.0		
Köyceğiz	3	19.0	20.4	25.0	27.5	33.0	38.0	42.1	43.0	37.5	33.0	27.6	24.0	43.0		
Kurkçü	15	18.3	23.6	26.8	31.5	30.6	36.5	36.4	35.8	33.5	31.5	27.2	22.8	36.5		
Kuşadası	23	22.0	23.3	30.0	32.5	34.4	39.5	38.5	38.5	35.7	34.5	30.0	27.0	39.5		
Kütahya	37	14.9	19.6	27.0	29.0	33.8	35.0	36.8	36.8	34.6	31.6	24.3	19.0	36.8		
Lüleburgaz	31	12.5	22.3	27.0	30.7	34.8	38.5	38.8	42.8	37.6	35.0	26.2	21.2	42.8		
Malatya	37	15.4	16.3	25.4	29.6	35.0	37.2	41.8	40.6	36.4	34.4	24.0	15.8	41.8		
Manisa	36	21.9	24.8	33.5	34.6	39.5	41.6	44.0	44.5	40.1	35.8	29.7	26.4	44.5		
Maraş	15	17.0	20.0	27.0	31.1	37.1	39.6	41.7	43.4	40.3	37.0	29.6	21.1	43.4		
Mardin	26	15.0	18.4	24.4	29.0	34.2	38.0	41.3	42.0	37.3	33.0	26.1	20.1	42.0		
Marmaris	8	21.6	24.4	27.5	29.5	39.2	40.2	42.5	47.0	40.0	36.3	30.0	24.0	47.0		
Menemen	11	20.8	23.5	28.6	30.8	35.1	38.9	40.6	39.5	37.4	32.8	31.0	25.4	40.6		
Merzifon	32	18.0	21.4	30.2	31.2	34.3	37.8	41.9	39.8	35.5	32.7	26.7	21.5	41.9		
Mersin	27	21.0	26.5	29.0	33.2	36.0	40.0	37.3	39.8	39.0	35.5	30.8	25.2	40.0		
Nesudiye	6	13.0	14.0	23.6	25.8	31.0	31.7	40.0	37.0	33.0	30.4	22.5	19.3	40.0		
Milâs	3	21.2	21.3	26.9	28.8	31.0	41.7	41.0	44.8	40.7	36.4	30.0	24.8	44.8		
Muğla	31	18.1	20.8	28.8	29.8	35.6	37.8	39.7	41.2	38.1	36.1	26.6	20.3	41.2		
Nazilli	10	22.4	24.0	30.0	33.8	38.4	40.6	42.6	42.5	38.5	34.9	30.4	26.0	42.6		
Nevşehir	7	19.5	17.5	24.3	28.6	30.7	33.9	37.6	36.4	33.0	29.4	27.9	21.2	37.6		
Niğde	31	16.5	20.3	26.4	28.0	33.0	35.0	37.7	37.6	33.0	32.0	25.0	21.0	37.7		
Osmaniye	11	21.0	23.6	29.9	36.4	41.0	39.0	40.6	40.2	42.8	41.5	32.4	24.2	42.8		
Üdemiş	14	21.0	23.6	30.8	35.8	39.2	39.8	40.6	43.2	40.8	35.2	40.0	27.2	43.2		
Rize	37	23.4	25.2	32.6	34.0	37.9	34.5	32.0	35.6	33.2	33.8	30.4	26.7	37.9		
Samsun	37	23.4	25.5	33.4	37.0	37.4	36.2	36.1	39.0	35.5	35.4	32.4	25.9	33.0		
Siirt	28	16.2	19.2	24.1	29.5	36.2	39.4	42.7	41.2	38.4	34.4	26.0	16.4	42.7		
Silifke	21	21.4	23.4	28.8	34.0	36.8	40.0	39.9	43.0	39.4	37.6	32.0	27.0	43.0		
Sınav	5	15.2	15.0	23.0	24.7	31.0	32.6	35.0	37.8	35.2	29.3	24.5	20.0	37.8		
Sinop	29	20.9	23.7	29.3	32.0	32.7	32.2	34.5	32.0	33.0	31.8	27.9	27.3	34.5		
Sivas	36	11.2	17.4	25.2	26.6	31.0	34.5	38.3	37.6	33.7	30.5	24.0	15.5	38.3		

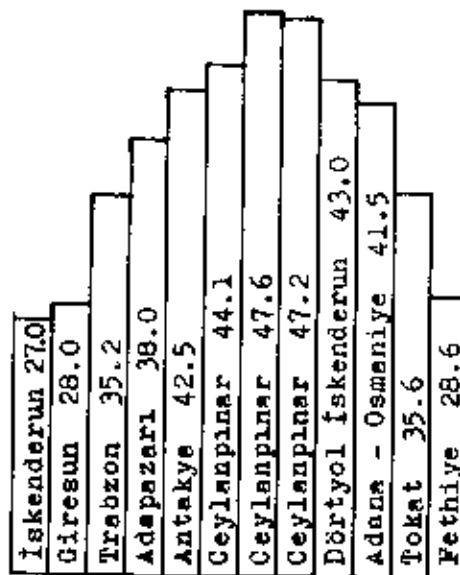
EN YÜKSEK SICAKLIK (C°)

3

İstasyon A d ı	Rasat Yılı	A												YILLIK
		I	II	III	IV	V	VI	VII	VIII	IX	X	XI	XII	
Şile	27	21,0	25,6	30,4	33,0	34,9	38,1	37,1	39,5	35,1	31,0	29,3	22,4	39,5
Tarsus	16	22,2	25,5	30,3	36,7	38,0	38,1	40,2	43,0	40,7	39,3	32,8	27,5	43,0
Tekirdağ	27	18,9	22,2	28,1	34,3	33,8	34,0	37,6	37,2	34,0	28,8	27,9	21,6	37,6
Trabzon	35	25,9	26,6	35,2	37,6	38,2	36,6	32,6	38,2	32,2	33,8	32,8	26,1	38,2
Tokat	13	19,0	19,1	30,1	35,1	36,0	36,0	40,0	39,7	38,9	32,4	35,6	20,5	40,0
Ulaş D.Ü.Ç.	10	10,0	15,3	22,6	24,5	29,1	32,5	37,0	37,0	32,2	29,8	26,3	18,3	37,0
Uludağ	15	11,0	8,4	17,5	15,5	22,6	29,8	28,4	29,1	27,5	22,1	16,5	12,6	29,8
Ulukışla	24	14,8	19,2	26,4	27,6	31,3	34,1	35,8	35,7	33,7	31,5	23,1	20,0	35,8
Urfa	34	17,5	22,0	29,0	33,3	39,5	42,2	46,5	46,2	41,7	37,8	30,8	22,7	46,5
Uşak	34	16,0	20,1	26,4	30,9	34,0	36,0	39,8	39,1	38,0	32,6	25,7	19,6	39,8
Van	26	12,5	14,3	20,4	24,0	26,6	33,5	34,8	36,7	32,6	28,8	19,6	13,5	36,7
Yalova	23	21,5	24,2	32,0	31,3	35,3	35,6	39,0	41,5	33,5	34,0	29,7	24,4	41,5
Ye nişehir	12	19,4	22,1	31,4	34,8	37,4	41,4	41,8	43,0	38,8	35,3	29,0	22,2	43,0
Yeşilköy	7	18,3	18,0	22,8	27,3	31,2	33,5	34,3	35,4	32,4	26,8	23,2	19,5	35,4
Yozgat	31	12,8	17,3	25,0	29,5	30,9	31,6	37,1	36,1	32,9	30,0	22,9	17,9	37,1
Zonguldak	29	21,4	25,3	31,7	33,4	36,7	40,5	37,2	39,8	32,6	31,7	29,8	28,0	40,5

EN YÜKSEK SICAKLIK BAKIMINDAN

Aylar	Yüksek Değer	Kaydedildiği İstasyon Adı
I	27,0	İskenderun
II	28,0	Giresun
III	35,2	Trabzon
IV	38,0	Adapazarı
V	42,5	Antakya
VI	44,1	Ceylanpınar
VII	47,6	Ceylanpınar(19/7/96.2)
VIII	47,2	Ceylanpınar
IX	43,0	Dört Yol-İskenderun
X	41,5	Adana-Osmaniye
XI	35,6	Tokat
XII	28,6	Fethiye
Yıllık	47,6	Ceylanpınar



34 DÜŞÜK SICAKLIK C°

İstasyon A d a	Rasat Yılı	A		Y			L		A		R		YILLIK	
		I	II	III	IV	V	VI	VII	VIII	IX	X	XI		XII
Adana	37	-7.1	-6.6	-4.9	0.1	7.1	9.2	11.5	14.8	9.3	3.5	-4.3	-4.4	-7.1
Adana İri	13	-14.5	-13.5	-4.1	-1.8	1.8	6.1	8.7	7.8	5.4	-0.2	-6.6	-4.1	-14.5
Adıyaman	4	-9.4	-3.6	-3.5	-2.0	7.1	11.6	18.0	16.7	12.4	2.2	-0.9	-2.5	-9.4
Afyon	37	-27.0	-23.6	-16.6	-7.5	-0.9	1.0	4.0	2.4	-3.2	-7.9	-23.1	-27.2	-27.2
Aksihar	28	-13.6	-9.2	-6.6	-3.0	3.0	6.0	9.2	8.4	5.2	-3.0	-10.7	-10.8	-13.6
Akşehir	24	-24.4	-18.2	-16.0	-7.5	0.4	2.6	7.2	5.6	1.0	-4.7	-18.9	-26.7	-26.7
Alanya	15	-3.1	-1.4	0.3	3.6	9.0	12.4	16.3	16.4	11.2	6.6	2.5	-0.4	-3.1
Alpaalan	9	-34.6	-33.4	-27.5	-9.4	-0.5	1.5	3.0	6.0	0.0	-8.5	-22.0	-23.0	-34.6
Alpullu	21	-20.4	-19.4	-7.9	-3.0	0.0	5.0	10.5	8.0	1.9	-2.2	-9.8	-20.0	-20.4
Amasya	5	-11.6	-11.8	-6.2	-0.9	5.5	8.4	10.8	10.7	6.9	-1.8	-2.4	-4.2	-11.8
Anamur	19	-1.2	-4.7	1.3	7.3	9.6	14.2	16.5	16.3	13.6	10.4	4.0	0.7	-4.7
Ankara	40	-24.9	-24.2	-16.3	-7.2	-0.2	3.8	4.5	5.5	-1.5	-5.3	-17.5	-24.2	-24.9
Antakya	26	-14.6	-6.8	-1.5	1.7	9.7	12.7	17.0	17.2	10.3	2.0	-3.0	-3.5	-14.6
Antalya	37	-4.3	-4.6	-0.9	3.3	6.3	11.5	15.0	13.9	10.3	6.9	0.0	-1.7	-4.6
Ardahan	5	-34.5	-33.8	-32.0	-22.2	-7.2	-0.8	1.7	0.0	-3.0	-12.0	-25.0	-33.6	-34.5
Artvin	18	-16.1	-11.6	-6.7	-4.3	3.2	8.0	10.6	10.9	6.1	-0.3	-8.2	-10.6	-16.1
Aydın	26	-11.0	-5.4	-3.2	0.3	4.9	10.2	13.5	11.8	9.5	1.6	-4.7	-5.3	-11.0
Balıkesir	28	-21.8	-13.1	-7.9	-2.2	0.6	4.0	9.2	6.0	4.5	-2.3	-7.6	-11.3	-21.8
Bandırma	16	-14.6	-7.6	-4.6	-0.6	0.3	6.6	11.5	10.2	6.1	0.7	-5.2	-7.3	-14.6
Batman	3	-17.1	-8.4	-8.2	-3.6	2.2	7.6	12.3	11.8	6.0	-1.0	-4.8	-8.2	-17.1
Bergama	3	-10.0	-6.0	-2.5	-1.0	5.4	11.0	12.0	11.6	9.5	2.3	-3.2	-2.2	-10.0
Beyşehir	17	-25.4	-22.9	-16.3	-7.5	0.0	2.9	5.0	5.2	-1.0	-4.6	-14.2	-21.2	-25.4
Bilecik	29	-16.0	-13.0	-11.6	-2.8	1.8	6.0	7.7	8.5	4.5	-0.8	-9.2	-12.9	-16.0
Bodrum	28	-4.0	-4.1	-1.2	4.0	7.4	12.7	17.5	16.6	12.0	5.1	-1.6	-2.8	-4.1
Bolu	37	-31.5	-34.0	-19.4	-11.5	-2.3	0.0	2.8	1.4	-2.5	-5.0	-24.5	-29.1	-34.0
Bozkurt	6	-7.5	-5.0	-4.5	-2.0	5.4	10.0	13.2	13.3	8.4	4.8	0.2	-4.4	-7.5
Burdur	29	-16.7	-15.0	-11.0	-4.5	2.4	3.8	9.4	8.8	3.0	-2.4	-12.0	-15.3	-16.7
Bursa	37	-20.5	-25.7	-8.7	-4.2	0.8	4.0	8.3	7.6	3.3	-1.0	-8.4	-17.9	-25.7
Ceylanpınar	9	-11.2	-6.5	-6.2	-4.2	2.1	10.4	14.2	11.7	7.4	-2.4	-8.2	-6.7	-11.2
Çanakkale	36	-11.0	-11.5	-8.5	-1.6	2.3	6.6	9.8	9.4	5.9	1.0	-7.0	-10.5	-11.5
Çankırı	22	-25.0	-24.0	-15.5	-5.6	0.6	2.8	6.7	5.3	-2.0	-6.0	-15.1	-17.7	-25.0
Çiçekdağ	10	-16.8	-26.5	-11.8	-7.4	-1.1	2.6	7.4	4.6	-1.2	-7.6	-13.2	-14.0	-26.5
Çorlu	22	-16.9	-16.0	-12.0	-2.4	0.6	6.6	10.2	8.0	3.7	-1.7	-10.0	-16.6	-16.9
Çorum	37	-25.6	-25.5	-19.0	-9.4	-3.0	1.0	4.0	3.0	-3.0	-6.5	-21.5	-24.4	-25.6
Çumra	8	-26.8	-23.0	-14.0	-7.0	-3.8	2.0	4.0	4.5	-0.5	-9.0	-11.0	-13.0	-26.8
Delaman	10	-3.4	-2.8	0.3	2.7	6.8	12.1	15.1	15.2	9.4	5.6	0.6	0.4	-3.4
Denizli	13	-10.5	-11.4	-5.4	-0.2	5.2	9.0	10.0	11.4	5.0	1.6	-3.4	-5.0	-11.4
Dikili	27	-7.3	-6.0	-3.6	0.8	3.4	9.0	14.0	12.4	7.5	1.4	-4.5	-6.4	-7.3
Dil (İğdir)	9	-23.6	-14.4	-10.2	-6.6	1.5	3.0	4.0	11.0	5.6	-3.8	-7.0	-17.2	-23.6
Diyarbakır	37	-24.2	-19.0	-12.2	-6.1	0.8	3.5	9.1	8.4	4.0	-8.0	-12.9	-17.7	-24.2
Dört Yol	37	-5.2	-6.3	-1.5	2.6	9.5	12.7	16.3	16.8	10.9	6.1	-1.5	-2.8	-6.3
Edirne	37	-22.2	-18.9	-15.5	-2.3	0.6	6.7	8.0	8.0	0.2	-3.3	-11.2	-17.1	-22.2
Elâzığ	29	-19.7	-19.4	-13.5	-5.7	1.2	6.4	10.4	10.2	4.0	-2.2	-10.6	-22.6	-22.6
Elmalı	13	-14.1	-16.0	-8.0	-4.5	1.0	5.2	8.0	9.0	1.0	-3.2	-10.0	-12.0	-16.0
Kd. Ereğlisi	3	-9.9	-8.3	-3.5	2.0	6.9	12.4	13.8	13.1	9.6	3.8	1.2	-1.6	-9.9
Erzincan	34	-32.3	-32.4	-21.1	-11.1	-4.2	3.1	6.8	5.9	0.3	-6.8	-15.6	-25.9	-32.3
Erzurum	37	-30.1	-27.5	-24.8	-18.5	-6.4	-2.0	1.0	1.2	-3.8	-12.0	-23.3	-28.0	-30.1
Esenboğa	10	-22.3	-27.3	-12.6	-7.6	-1.5	1.6	5.6	4.0	-1.0	-9.0	-14.4	-23.4	-27.3
Eskişehir	37	-23.6	-23.8	-15.5	-7.2	-1.0	0.5	5.0	2.2	-3.7	-7.1	-16.7	-26.3	-26.3
Eskişehir(S.2)	9	-17.1	-22.2	-14.6	-7.0	-2.6	2.7	4.0	2.8	-1.2	-7.0	-10.6	-12.0	-22.2
Etimesgut	11	-21.8	-25.0	-12.4	-8.4	-2.1	2.5	4.0	3.6	-5.4	-5.7	-12.8	-24.2	-25.0
Fethiye	26	-5.8	-3.5	-0.6	0.6	6.2	12.3	13.4	14.2	8.1	6.2	-0.1	-1.8	-5.8
Florya	30	-12.6	-9.5	-9.6	-0.4	2.6	8.4	13.0	11.4	7.2	2.1	-4.6	-11.5	-12.6
Gaziantep	27	-17.5	-15.0	-9.8	-4.3	0.4	7.0	9.0	10.8	3.4	-3.9	-9.7	-15.0	-17.5
Giresun	37	-6.2	-9.8	-5.8	-1.4	4.0	9.1	12.1	12.1	8.1	4.2	-4.7	-2.0	-9.8
Göztepe	37	-13.9	-16.1	-11.1	-1.1	2.8	7.1	10.5	10.2	6.0	2.3	-7.2	-10.8	-16.1
Hakkari	5	-22.0	-17.0	-16.6	-8.3	-0.8	6.2	13.5	4.4	6.8	-5.6	-11.0	-14.7	-22.0
Hopa	4	-4.8	-2.4	-1.8	-0.3	6.5	10.7	14.3	14.5	11.9	2.8	2.7	0.2	-4.8

EN DÜŞÜK SICAKLIK C°
2

İstasyon A d ı	Hasat Yılı	A			Y			L			A			R			YILLİK
		I	II	III	IV	V	VI	VII	VIII	IX	X	XI	XII				
İğdır	26	-28.4	-26.9	-15.3	-7.6	-1.4	4.5	8.4	7.2	2.6	-2.6	-15.0	-30.3	-30.3			
İnebolu	16	-8.0	-8.4	-4.6	-0.8	4.9	7.9	10.4	12.4	6.7	2.8	-5.0	-3.2	-8.4			
İskenderun	26	-3.0	-3.2	0.2	3.5	11.4	15.0	18.7	18.3	15.4	9.0	0.6	0.4	-3.2			
İslâhiye	28	-11.8	-9.4	-3.5	1.2	2.0	10.0	15.0	15.8	9.3	3.1	-4.2	-5.6	-11.8			
İsparta	37	-17.8	-17.6	-12.6	-4.2	1.6	4.3	7.2	7.6	0.5	-2.8	-11.5	-15.4	-17.8			
İzmir	37	-8.2	-8.4	-3.8	0.2	4.5	9.5	11.2	11.5	5.8	3.6	-2.9	-6.3	-8.4			
Karaköse	27	-15.2	-12.2	-31.8	-25.6	-9.0	-0.5	2.7	1.2	-4.0	-20.1	-31.1	-39.5	-45.2			
Karaman	6	-25.8	-16.0	-10.8	-7.0	-3.1	-3.1	6.6	5.9	0.2	-6.7	-10.5	-13.8	-26.8			
Kars	35	-39.6	-37.0	-35.3	-22.6	-7.0	-1.3	0.1	-1.9	-6.0	-17.5	-30.0	-35.0	-39.6			
Kartal	9	-6.0	-9.0	-3.2	1.5	7.3	12.0	14.2	14.4	9.2	7.0	-1.8	-3.1	-9.0			
Kastamonu	36	-26.9	-22.3	-14.6	-7.4	-2.5	0.2	4.9	0.9	-1.5	-7.2	-19.3	-23.7	-26.9			
Kayseri	34	-32.5	-29.7	-26.6	-8.2	-3.6	-0.6	2.9	3.1	-3.8	-9.7	-20.7	-28.4	-32.5			
Kırşehir	37	-28.0	-25.4	-17.8	-7.7	-0.5	3.4	5.1	5.0	-1.2	-6.6	-21.5	-24.5	-28.0			
Kızılcahamam	7	-17.5	-20.5	-13.5	-6.2	-0.1	1.6	5.5	3.4	-0.7	-4.0	-10.5	-19.5	-20.5			
Kilis	30	-12.0	-10.0	-6.8	-4.4	1.5	9.0	14.5	14.0	8.5	0.4	-6.0	-6.0	-12.0			
Kireçburnu	18	-11.0	-7.5	-4.8	-1.4	4.1	9.3	13.0	10.5	8.0	4.7	-3.5	-4.2	-11.0			
Kocaeli	29	-15.1	-18.0	-6.5	-2.8	1.8	4.0	10.1	10.0	4.9	3.5	-3.4	-8.8	-18.0			
Konuklar	9	-20.8	-24.2	-11.6	-8.0	-2.6	2.5	3.7	4.4	-0.8	-8.4	-11.5	-15.0	-24.2			
Konya	37	-28.2	-26.2	-16.4	-6.6	-0.7	1.8	6.7	5.3	-3.0	-8.4	-19.0	-26.0	-28.2			
Köyceğiz	3	-7.0	-2.0	-1.0	1.0	9.4	14.5	17.5	16.0	10.0	6.5	0.4	-0.5	-7.0			
Kumköy	15	-11.7	-8.6	-6.4	-3.0	2.0	7.2	10.1	10.3	6.7	2.4	-4.2	-5.6	-11.7			
Kuşadası	23	-10.0	-6.0	-3.5	0.6	3.0	9.1	13.7	13.2	6.0	2.6	-3.2	-5.8	-10.0			
Kütahya	37	-26.5	-27.2	-16.6	-7.0	-1.3	0.5	2.6	-0.2	-3.9	-6.9	-10.5	-28.1	-28.1			
Lüleburgaz	31	-24.2	-20.4	-12.2	-4.2	0.5	3.6	7.2	4.0	0.8	-3.3	-11.2	-20.5	-24.2			
Malatya	37	-25.1	-21.2	-11.8	-6.6	1.9	5.8	10.5	9.3	3.2	-1.1	-9.0	-22.2	-25.1			
Manisa	36	-17.5	-10.9	-6.7	-2.7	2.0	7.4	10.5	11.2	3.5	-0.9	-7.3	-9.9	-17.5			
Marş	19	-12.0	-15.9	-2.8	-1.8	0.9	4.9	4.8	7.0	2.4	0.0	-3.6	-6.4	-15.9			
Marşin	26	-11.8	-12.0	-7.2	-5.3	3.5	9.4	11.8	12.8	9.0	-2.5	-9.5	-9.0	-12.0			
Marmaris	8	-4.0	-4.0	-1.0	4.4	8.5	11.5	14.7	14.8	10.3	7.4	-0.5	-0.8	-4.0			
Benemen	11	-7.6	-4.8	-1.0	0.1	3.8	8.4	10.7	10.8	6.0	2.0	-1.8	-3.0	-7.6			
Herzifon	32	-20.0	-18.5	-12.6	-8.0	-4.0	3.3	6.9	6.5	-1.5	-4.3	-15.3	-20.5	-20.5			
Mersin	27	-6.3	-6.6	-2.2	0.6	7.0	12.0	16.7	15.8	12.4	2.7	-3.3	-3.0	-6.6			
Mesudiye	6	-25.8	-24.8	-16.1	-9.3	-1.0	1.1	5.0	4.1	0.5	-5.6	-10.6	-17.9	-25.8			
Milâs	3	-4.2	-1.9	0.1	1.1	7.3	14.2	15.1	13.1	8.5	4.9	-1.2	-0.3	-4.2			
Muğla	31	-12.6	-9.8	-6.4	-2.2	2.0	7.3	11.8	10.9	6.2	0.1	-5.2	-8.4	-12.6			
Nazilli	10	-7.6	-5.4	-2.0	1.8	5.5	10.1	9.8	11.0	6.5	0.9	-2.7	-5.1	-7.6			
Nevşehir	7	-20.3	-25.6	-15.7	-12.5	-0.3	1.3	3.8	3.2	-1.2	-5.5	-8.0	-11.7	-25.6			
Niğde	31	-27.0	-21.9	-17.9	-6.7	-2.6	3.5	6.6	6.5	-0.7	-6.0	-19.5	-24.0	-27.0			
Osmaniye	11	-9.4	-10.0	-4.7	0.1	6.5	11.5	15.3	15.0	10.0	0.6	-4.5	-5.5	-10.0			
Ödemiş	14	-10.0	-9.1	-4.7	-1.4	2.5	8.2	10.2	8.0	6.0	-0.7	-7.0	-7.8	-10.0			
Rize	37	-6.5	-6.6	-7.0	-1.6	4.6	8.5	12.6	13.4	4.6	3.4	-4.8	-5.4	-7.0			
Samsun	37	-8.1	-9.8	-6.4	-2.4	2.8	7.8	13.4	12.4	6.8	3.3	-2.8	-5.0	-9.8			
Siirt	28	-16.5	-16.5	-10.1	-4.1	2.4	8.2	13.1	11.5	9.0	0.3	-14.1	-14.6	-18.3			
Silifke	21	-6.5	-1.9	-0.2	3.6	6.0	11.5	14.2	15.0	13.0	1.8	2.0	-5.0	-0.3			
Simav	5	-19.8	-16.6	-7.5	-3.4	1.0	3.4	7.0	2.8	1.2	-4.0	-6.2	-7.8	-16.6			
Sinop	29	-6.2	-6.8	-1.4	-0.4	3.2	9.8	13.5	13.2	6.5	0.7	-1.2	-4.1	-8.4			
Sivas	36	-31.2	-34.4	-24.0	-11.0	-5.5	-0.6	3.0	3.2	-3.8	-9.0	-24.4	-30.2	-34.4			
Şile	27	-11.1	-8.5	-7.3	-1.2	3.3	8.2	12.2	11.2	6.4	3.1	-5.3	-9.1	-11.1			
Tarsus	16	-6.0	-8.2	-9.6	0.7	6.5	12.0	14.2	14.0	8.7	3.0	-6.1	-6.2	-9.6			
Tekirdağ	27	-15.5	-15.3	-9.0	-1.0	2.7	9.2	12.6	11.0	6.9	-0.2	-8.4	-11.6	-15.5			
Trabzon	35	-7.0	-7.4	-5.8	-0.8	4.2	10.0	14.5	13.5	7.3	4.5	-1.6	-3.3	-7.4			
Tokat	13	-18.6	-19.3	-9.5	-6.3	0.2	5.9	6.5	6.7	0.9	-2.1	-11.8	-17.9	-19.3			
Ulaş (D.Ü.Ç.)	10	-32.0	-32.6	-25.5	-12.0	-1.8	0.5	3.0	0.4	-4.2	-12.2	-17.6	-25.3	-32.6			
Uludağ	13	-22.5	-24.1	-20.2	-14.9	-4.0	-3.5	1.0	1.3	-3.8	-9.7	-16.0	-18.4	-24.1			
Ulukışla	26	-27.8	-24.6	-19.6	-11.2	-3.2	1.3	3.1	3.4	-3.0	-9.0	-21.7	-24.6	-27.8			
Urfa	34	-10.6	-12.4	-5.4	-3.2	2.5	8.3	15.0	15.0	10.0	1.9	-6.0	-6.4	-12.4			
Uşak	34	-24.0	-20.0	-13.6	-9.2	-1.1	1.4	3.0	6.6	-1.2	-4.2	-11.8	-23.0	-24.0			

EN DÜŞÜK SICAKLIK C°

İstasyon Adı	Rasat Yılı	A												YILLIK
		I	II	III	IV	V	VI	VII	VIII	IX	X	XI	XII	
Van	26	-28.7	-22.8	-20.2	-17.5	-3.5	2.5	3.6	5.0	2.5	-14.0	-20.5	-21.3	-28.7
Yelova	23	-9.6	-9.7	-5.4	-1.5	1.5	7.1	10.0	10.3	6.0	1.3	-1.0	-9.2	-9.7
Yenişehir	12	-29.4	-14.3	-9.6	-4.9	0.5	3.7	7.3	6.0	0.9	-2.9	-6.0	-22.4	-29.4
Yeşilköy	7	-8.0	-8.6	-8.2	-1.4	3.0	9.0	13.0	10.2	6.9	4.1	-5.7	-5.4	-8.6
Yozgat	31	-23.7	-23.3	-20.0	-10.0	-2.9	1.3	3.7	3.7	-2.4	-5.7	-28.5	-18.1	-23.7
Zonguldak	29	-7.7	-8.0	-4.0	0.0	3.0	9.0	12.4	10.0	7.5	3.3	-3.2	-7.4	-8.0

EN DÜŞÜK SICAKLIK BAKIMINDAN

Aylar	Değer	İstasyon Adı
I	-43.2	Karaköse (13.1.910)
II	-42.2	Karaköse
III	-33.3	Kars
IV	-25.6	Karaköse
V	-9.0	Karaköse
VI	-2.0	Erzurum
VII	0.1	Kars
VIII	-1.9	Kars
IX	-6.0	Kars
X	-20.1	Karaköse
XI	-21.1	Karaköse
XII	-39.5	Karaköse
YILLIK	-13.2	Karaköse.

Karaköse	-43.2
Karaköse	-42.2
Kars	33.3
Karaköse	-25.6
Karaköse	-9.0
Erzurum	-2.0
Kars	0.1
Kars	-1.9
Kars	-6.0
Karaköse	-20.1
Karaköse	-31.1
Karaköse	-39.5

GÜNLÜK EN YÜKSEK SICAKLIK FARKI

İstasyon A d ı	Rasat Yılı	AYLAR												YILLIK
		I	II	III	IV	V	VI	VII	VIII	IX	X	XI	XII	
Adana	37	20.5	22.7	21.7	23.0	23.6	25.0	22.1	24.7	26.9	25.3	22.1	20.8	26.9
Adapazarı	12	20.6	21.8	21.4	23.3	23.1	22.1	17.3	24.4	28.1	23.6	20.1	17.4	28.1
Adıyaman	4	12.7	12.8	15.3	15.8	16.9	16.0	20.0	18.6	18.0	18.6	16.2	14.5	20.0
Afyon	37	23.6	23.2	23.6	24.7	25.0	25.6	25.4	26.3	23.9	26.6	23.1	25.6	28.9
Akhisar	29	18.5	20.7	24.2	25.9	27.8	25.0	25.8	26.4	25.9	25.7	22.1	19.6	27.8
Akşehir	21	22.0	21.7	21.6	19.5	19.6	23.0	23.7	23.0	21.8	21.3	20.3	21.8	24.8
Alanya	15	15.7	16.0	15.4	19.4	18.9	18.9	18.9	18.7	19.6	18.3	16.9	16.2	19.6
Alpaslan	9	22.5	26.4	25.0	22.0	23.2	24.8	27.2	27.7	27.3	26.8	23.5	19.0	27.7
Alpullu	21	17.0	21.6	23.6	29.1	26.5	25.0	22.6	25.8	23.5	23.2	20.8	18.0	29.1
Amasya	5	15.1	14.6	19.5	20.7	22.3	19.8	23.0	22.5	24.2	23.4	19.2	14.8	24.2
Anamur	19	14.1	12.1	15.5	19.2	19.1	19.1	19.8	18.0	20.7	17.4	16.9	14.3	20.7
Ankara	40	19.8	22.8	21.2	24.3	21.6	21.1	22.3	22.6	23.7	23.8	20.2	18.4	24.3
Antakya	26	18.4	16.8	18.6	21.5	24.0	23.2	19.6	21.7	23.8	22.9	20.5	17.6	24.0
Antalya	37	17.1	17.9	19.0	19.5	18.4	23.0	20.9	21.2	21.9	22.3	19.5	18.7	23.0
Ardahan	5	24.0	26.1	29.3	25.2	21.4	21.0	22.4	24.6	26.5	26.3	23.4	24.1	29.3
Artvin	18	12.3	16.5	18.3	21.4	22.7	22.0	21.7	21.7	19.1	17.9	14.9	13.6	22.7
Aydın	26	15.0	17.6	18.3	19.6	21.7	21.3	21.7	21.2	21.8	21.7	18.5	16.2	21.8
Balıkesir	28	20.7	20.2	23.4	26.3	26.2	26.6	24.1	26.7	27.7	24.8	22.8	21.5	27.7
Bandırma	16	16.3	16.7	20.6	22.0	19.1	19.7	18.6	20.3	23.5	20.7	17.7	16.5	23.5
Batman	3	19.0	20.0	22.7	25.2	24.6	25.8	27.7	26.7	27.2	27.6	24.4	18.6	27.7
Bergama	3	17.0	17.0	18.5	20.5	21.3	19.5	20.0	21.0	21.5	22.5	19.0	14.5	22.5
Beyşehir	17	22.1	19.4	22.8	23.6	23.1	24.9	24.2	25.4	21.7	21.9	22.3	25.8	25.8
Bilecik	29	17.1	17.7	18.7	19.6	21.7	20.3	21.2	20.4	19.4	19.2	15.6	16.8	21.7
Bodrum	28	14.6	15.5	15.4	17.5	21.8	19.9	21.1	21.2	17.5	16.6	13.7	15.4	21.8
Bolu	37	25.9	26.4	27.8	28.5	27.5	26.7	26.7	27.4	29.2	28.9	24.6	24.5	29.2
Boğkurt	6	17.4	16.5	18.5	16.9	19.7	12.0	14.8	13.6	14.6	16.2	16.3	13.2	19.7
Burdur	29	14.0	18.2	19.1	21.1	22.1	20.6	22.4	23.2	21.5	20.0	19.2	16.8	23.2
Bursa	37	21.3	21.5	24.4	24.6	25.0	24.1	23.3	24.7	26.1	25.5	20.8	20.0	26.1
Ceylanpınar	9	21.3	20.4	21.8	24.4	26.0	27.0	28.8	30.0	28.2	29.2	25.2	23.0	30.0
Çanakkale	36	17.3	17.5	23.1	20.7	20.9	20.3	20.3	20.3	18.8	19.3	15.7	17.1	23.1
Çankırı	22	17.6	22.3	23.1	25.0	24.2	28.0	27.7	26.6	27.0	26.0	22.5	18.2	28.0
Çiçekdağ	10	22.4	21.8	22.4	24.5	24.7	26.6	26.4	27.3	26.3	24.9	23.5	21.1	28.3
Çorlu	22	17.6	16.8	18.6	21.7	22.2	18.9	18.2	19.5	19.6	18.5	16.9	18.2	22.2
Çorum	37	21.2	24.3	23.5	24.3	26.2	27.2	24.9	27.4	27.5	26.8	24.1	21.4	27.5
Çumra	8	23.6	22.0	23.5	24.0	27.0	22.5	24.5	26.5	26.8	26.2	25.0	21.2	27.0
Dalaman	10	18.3	17.0	18.0	18.9	18.9	20.0	22.5	21.5	21.9	22.1	18.2	16.8	22.5
Denizli	12	15.0	15.6	20.1	20.2	20.6	20.0	28.0	21.2	23.6	20.6	19.8	14.6	28.0
Dikili	27	16.2	16.0	15.1	17.9	19.8	18.0	22.0	18.6	18.0	16.6	17.5	15.8	22.0
Dil (İğdır)	9	16.6	19.5	21.6	21.2	24.0	21.0	21.5	23.2	23.0	24.0	18.8	20.0	24.0
Diyarbakır	37	22.1	21.2	27.1	26.2	28.6	32.0	27.5	31.2	28.6	28.9	25.3	27.0	32.0
Dört Yol	37	16.4	16.0	20.4	20.1	21.3	19.3	18.8	21.0	19.5	21.6	18.2	15.5	21.6
Edirne	37	19.4	20.9	22.5	24.3	21.8	23.1	22.4	22.3	22.9	22.1	18.6	19.3	24.3
Elazığ	29	16.6	15.3	18.1	18.5	17.6	20.8	23.2	24.8	23.2	23.2	21.3	20.8	24.8
Elmalı	12	19.4	18.5	22.6	20.4	23.5	23.0	24.0	27.0	25.4	24.5	21.0	18.6	27.0
Kd. Ereğlisi	3	12.1	14.2	14.1	20.0	12.0	13.2	12.3	12.3	12.6	15.8	13.3	11.4	20.0
Erzincan	35	28.3	20.3	22.7	23.8	26.2	22.7	24.7	25.8	27.0	24.1	23.3	20.9	26.3
Erzurum	37	20.7	20.4	23.4	19.3	20.8	20.5	20.6	22.0	20.5	20.4	22.1	20.7	23.4
Esenboğa	10	20.6	20.8	24.3	27.9	23.5	22.0	24.4	26.3	26.8	23.8	24.0	20.0	27.9
Ekişehir	37	19.4	20.7	25.4	26.6	25.4	23.9	25.4	26.9	27.7	26.6	24.4	18.7	27.7
Ekişehir (S.Z)	8	21.8	19.6	26.2	27.0	26.5	25.1	25.8	28.4	27.6	26.4	24.5	20.4	28.4
Eti mesgut	11	23.2	23.6	24.1	25.7	26.0	25.2	26.0	29.2	31.1	29.9	25.7	19.4	30.1
Fethiye	26	20.3	17.2	18.7	22.0	20.3	21.8	22.4	23.6	23.4	24.2	21.0	17.1	24.2
Florya	30	15.7	14.1	16.6	19.3	17.2	16.5	17.3	16.6	15.8	14.3	13.4	14.0	19.3
Gaziantep	27	20.2	20.4	21.3	22.5	22.8	23.7	23.9	24.5	26.2	26.9	24.6	20.5	26.9
Giresun	37	18.6	20.3	22.1	24.1	21.1	14.4	13.8	14.2	14.4	19.1	17.3	17.8	24.1
Göztepe	37	17.3	14.7	17.8	20.6	19.8	18.6	18.5	19.9	18.6	19.0	13.7	14.4	20.6
Hakkari	5	14.8	15.8	16.9	16.6	18.4	18.0	20.7	18.6	21.1	18.8	15.9	15.7	20.7
Hopa	4	13.2	15.8	22.2	22.2	19.7	18.6	12.6	13.3	16.5	16.0	18.1	14.2	22.2
İğdır	26	22.9	23.5	24.0	24.9	24.3	27.4	25.3	26.0	26.2	26.6	24.5	19.8	27.4
İnebolu	16.	18.0	17.6	17.7	25.6	14.3	13.4	15.8	13.9	13.1	15.2	15.0	15.7	25.6

GÜNLÜK EN YÜKSEK SICAKLIK FARKI

2

İstasyon A d 1	Rasat Yılı	Y												YILLIK
		I	II	III	IV	V	VI	VII	VIII	IX	X	XI	XII	
İkenderun	26	14.8	13.0	17.4	30.0	18.7	18.0	14.7	17.5	18.5	15.2	14.0	14.2	20.0
İslâhiye	28	15.2	15.7	15.9	18.6	19.0	22.0	18.6	20.6	20.2	11.9	19.7	17.8	22.9
İsparta	37	17.9	17.7	21.6	22.3	21.2	21.4	22.2	22.9	23.3	21.8	20.8	17.6	23.3
İzmir	37	16.4	17.0	22.6	23.2	22.8	22.3	23.2	23.3	24.1	22.4	20.0	17.5	24.1
Karaköse	27	26.5	25.8	31.2	28.4	24.7	28.6	28.5	30.0	32.2	30.9	27.0	21.7	32.2
Karaman	6	21.8	20.5	22.6	23.3	26.6	26.4	26.4	28.1	29.7	29.1	26.2	22.8	29.7
Kars	32	27.1	25.6	24.6	24.3	25.3	22.6	25.9	26.2	26.2	27.0	23.3	24.2	27.2
Kartal	10	12.1	15.1	13.4	31.1	13.5	14.4	15.4	14.1	15.6	11.9	12.6	12.2	21.1
Kastamonu	16	20.7	21.0	24.4	23.8	25.3	24.8	24.9	23.1	26.6	15.7	21.7	16.7	26.6
Kayseri	34	27.3	23.2	26.2	28.6	27.4	29.3	28.8	29.9	30.4	30.6	26.5	25.2	30.6
Kırşehir	37	25.0	24.3	23.3	26.8	24.2	24.8	25.5	25.6	23.8	25.5	22.5	26.7	26.8
Kızılcahamam	7	21.8	22.1	21.9	22.4	22.1	23.0	24.0	27.5	25.3	25.0	24.4	21.3	27.5
Kilis	6	18.0	17.1	20.1	21.4	22.8	23.8	22.4	23.9	23.0	23.5	22.2	18.2	23.9
Kireçburnu	18	13.4	16.6	19.3	23.1	20.5	20.6	18.1	18.6	19.2	16.4	17.8	14.5	23.1
Kocaeli	28	18.6	16.4	20.1	22.7	26.2	21.7	21.3	22.2	20.3	18.3	17.4	16.0	26.2
Konuklar	9	23.4	21.7	22.5	24.5	24.4	25.9	25.0	25.5	26.8	24.9	24.5	21.5	26.8
Konya	37	26.2	24.7	26.4	25.9	24.9	25.6	24.5	25.1	26.7	27.6	25.3	23.6	27.6
Köyceğiz	3	17.5	16.0	17.0	18.5	16.4	19.5	21.0	22.0	19.7	19.5	17.0	16.0	22.0
Kumköy	15	14.4	17.4	19.8	23.3	19.7	20.8	19.4	16.9	18.3	18.7	15.4	14.9	23.5
Kuşadası	16	15.6	17.8	15.9	17.8	19.7	17.5	20.1	18.4	18.0	17.0	14.7	16.4	20.1
Kütahya	37	26.9	20.7	24.2	26.8	26.6	24.4	26.0	26.6	27.2	27.0	25.0	22.1	27.2
Lüleburgaz	31	25.6	21.1	22.9	25.2	24.4	23.2	25.4	26.1	24.7	24.4	21.0	12.5	26.1
Malatya	37	24.5	17.3	18.9	19.7	19.1	22.1	21.6	25.1	23.2	19.8	17.3	19.1	21.1
Manisa	36	18.6	20.1	24.1	26.0	25.0	25.2	25.6	25.9	25.7	24.1	20.3	20.1	26.0
Maraş	15	20.7	16.5	18.6	20.9	26.0	28.0	32.3	33.2	30.5	28.4	26.7	17.3	33.2
Mardin	26	13.0	11.9	14.8	17.0	18.0	19.4	17.3	15.3	13.8	17.3	18.3	11.1	19.4
Marmaris	3	15.1	13.5	15.2	15.1	15.7	17.2	19.5	20.5	16.7	17.9	15.6	15.0	20.5
Menemen	11	16.1	15.4	18.3	22.0	21.4	22.2	22.8	23.7	23.4	22.6	19.2	16.4	23.7
Merzifon	32	17.9	18.4	20.8	21.4	25.8	23.3	24.6	26.2	23.2	21.7	20.4	17.9	26.2
Mersin	27	18.8	16.3	18.5	19.8	18.2	19.7	13.1	20.2	18.4	20.6	20.2	18.0	20.6
Mesudiye	6	23.6	24.0	21.1	23.5	22.6	21.7	26.6	24.6	27.0	21.6	23.8	19.8	27.0
Milâs	3	16.7	16.3	19.1	20.4	20.1	21.2	21.7	22.2	22.9	22.4	20.8	16.5	22.9
Muğla	31	19.2	18.8	20.1	22.0	21.6	20.6	21.7	21.6	22.3	23.8	20.6	20.3	23.8
Nazilli	10	18.7	22.9	20.6	24.7	24.9	23.8	23.8	25.0	26.2	23.6	22.9	19.6	26.2
Nevşehir	6	15.9	20.0	17.7	18.3	19.7	22.3	23.4	25.2	23.2	16.6	16.0	17.9	25.2
Niğde	31	23.2	22.4	21.5	21.6	22.8	23.0	24.5	24.3	24.0	23.6	21.8	23.8	24.5
Osmaniye	11	20.5	21.6	21.7	23.2	23.7	23.7	22.0	23.4	26.0	23.3	24.6	21.4	26.0
Öcemiş	14	18.2	19.8	21.6	25.9	24.6	24.6	24.2	23.4	23.5	26.0	23.8	18.3	28.5
Rize	37	16.3	18.7	19.2	22.8	23.6	14.5	15.4	17.8	16.5	20.6	17.7	19.4	23.6
Samsun	37	18.1	19.6	21.0	25.4	23.1	17.0	15.6	15.4	18.3	19.4	16.9	15.8	25.4
Siirt	28	15.5	16.3	17.0	17.4	19.0	21.0	19.9	20.1	19.1	19.2	17.6	15.5	21.0
Silifke	19	14.3	15.7	17.0	20.2	21.3	20.5	18.1	20.1	18.5	20.0	19.3	17.3	21.3
Simav	5	17.5	16.8	19.1	20.4	20.8	21.1	23.6	24.8	23.4	21.1	21.9	14.8	25.4
Sinop	29	14.2	15.5	20.0	22.6	19.1	13.1	13.1	13.4	14.8	15.1	13.8	13.9	22.6
Sivas	36	25.0	24.4	23.2	23.8	24.0	27.3	27.0	26.0	26.4	25.5	22.6	25.6	27.3
Şile	27	18.8	16.9	20.8	25.4	19.1	23.4	17.2	15.2	16.3	16.2	15.5	15.6	25.4
Tarsus	16	22.9	24.3	22.7	26.8	24.7	24.3	21.6	22.2	24.1	24.4	26.3	23.3	26.8
Tekirdağ	27	18.8	17.0	19.5	17.4	17.1	15.7	15.1	15.0	16.4	15.9	15.2	14.4	19.5
Trabzon	35	16.9	19.1	21.3	22.9	23.2	18.3	11.8	17.7	13.2	16.2	17.7	15.5	23.2
Tokat	13	17.7	17.5	20.7	21.3	22.0	25.4	27.4	28.7	29.9	26.3	27.9	24.1	29.9
Ulaş(D.Ü.Ç.)	10	25.7	22.7	20.7	24.1	24.0	23.2	26.8	29.2	27.1	27.3	24.9	22.1	29.2
Uludağ	10	18.8	14.4	17.0	13.8	12.2	12.8	14.4	13.7	17.6	14.5	15.9	17.7	18.8
Ulukışla	23	25.3	23.4	23.2	24.6	25.1	26.1	24.8	26.4	25.4	26.0	23.5	25.2	26.4
Urfa	34	19.3	16.7	21.2	22.0	22.8	21.6	22.4	22.7	20.7	21.8	20.4	19.3	22.8
Üşak	24	28.2	21.9	25.6	27.2	27.7	26.6	30.0	28.3	29.9	27.9	23.4	23.1	30.0
Van	26	19.2	19.5	19.0	19.3	18.6	22.0	21.0	21.1	21.5	20.9	18.4	18.0	22.0

GÜNLÜK EN YÜKSEK SICAKLIK PAKETİ

3

İstasyon Adı	Rasat Yılı	Y İLLİK												
		I	II	III	IV	V	VI	VII	VIII	IX	X	XI	XII	
Yalova	23	15.7	17.3	22.9	21.8	22.3	17.0	20.2	16.4	19.1	19.9	16.1	18.5	22.9
Yenişehir	11	19.7	22.3	24.7	26.6	27.6	27.0	27.5	29.8	28.4	26.3	23.4	17.8	29.8
Yeşilköy	7	12.9	14.0	15.5	18.7	17.1	17.3	16.6	16.2	15.9	14.5	13.0	13.5	18.7
Yozgat	31	18.0	20.0	23.2	20.5	22.0	19.8	21.0	22.9	22.1	19.7	17.9	20.1	23.2
Zonguldak	29	17.8	17.9	20.0	21.7	17.2	19.9	16.5	16.5	15.3	17.1	16.4	17.0	21.7

Günlük En Yüksek Sıcaklık Farkı Bakımından

Avlar	Değer	İstasyon Adı
I	28.3	Erzincan
II	26.8	Karaköse
III	31.2	"
IV	29.1	Alpullu
V	28.6	Diyarbakır
VI	32.0	"
VII	32.3	Maras
VIII	33.2	Maras
IX	32.2	Karaköse
X	30.9	"
XI	27.9	Tokat
XII	27.0	Diyarbakır
YILLIK	33.2	Maras

Erzincan	28.3
Karaköse	26.8
Karaköse	31.2
Alpullu	29.1
Diyarbakır	28.6
Diyarbakır	32.0
Adepezarı	38.1
Maras	33.2
Karaköse	32.2
Karaköse	30.9
Tokat	27.9
D.Bakır	27.0

YÜKSEK SICAKLIĞIN $\geq 30^{\circ}$ OLDUĞU GÜN (Tropik Gün)

İstasyon A d ı	Rasat Yılı	A		Y		L		A		R		YILLIK		
		I	II	III	IV	V	VI	VII	VIII	IX	X		XI	XII
Adana	37	.	.	0.1	2.4	9.4	22.2	30.6	31.0	26.6	12.6	1.1	.	135.1
Adapazarı	10	.	.	.	0.8	3.4	6.5	12.5	12.9	5.1	0.5	0.1	.	41.8
Adıyaman	3	5.3	25.0	31.0	31.0	23.7	7.7	.	.	123.7
Afyon	37	0.6	3.6	14.5	15.9	4.2	0.2	.	.	38.9
Akhisar	29	.	.	0.1	0.8	7.8	20.0	26.7	28.8	17.2	3.2	0.1	.	106.4
Akşehir	20	1.2	5.1	13.0	15.2	5.0	0.5	.	.	39.9
Alanya	13	1.5	9.2	21.2	27.3	13.7	3.2	.	.	75.9
Alpaslan	8	6.5	27.0	27.5	8.8	0.1	.	.	70.0
Alpullu	21	.	.	.	0.0	2.4	9.9	20.2	20.7	7.1	0.3	.	.	60.6
Amasya	5	.	.	.	0.4	5.4	9.4	18.4	19.6	7.6	1.6	.	.	62.4
Anamur	18	.	.	.	0.1	3.5	15.1	29.4	30.6	22.3	5.0	0.1	.	106.0
Ankara	40	.	.	.	0.1	1.3	6.1	16.3	17.8	5.2	0.3	.	.	47.1
Antakya	26	.	.	.	1.5	5.3	8.4	22.5	28.8	17.2	5.8	.	.	89.5
Antalya	36	.	.	.	0.2	3.1	12.9	23.7	27.4	15.9	3.6	0.1	.	86.8
Ardahan	5	1.5	1.5	3.0
Artvin	17	.	.	.	0.6	3.2	4.2	4.0	6.4	3.6	0.6	.	.	22.6
Aydın	26	.	.	0.1	1.2	9.7	24.7	30.2	30.5	23.2	4.8	0.0	.	124.5
Balıkesir	28	.	.	0.0	0.4	4.0	10.9	20.2	20.5	8.6	1.6	.	.	66.3
Bandırma	15	.	.	0.1	0.2	1.3	3.1	5.7	6.8	2.4	0.5	.	.	20.1
Batman	3	7.0	27.3	31.0	31.0	27.3	9.0	.	.	132.7
Bergama	3	4.7	21.3	26.3	26.0	18.0	4.0	.	.	100.3
Beypazarı	14	0.2	1.8	11.9	11.6	3.5	0.1	.	.	32.1
Bilecik	28	.	.	0.1	0.2	1.5	3.5	7.4	9.3	2.6	0.5	.	.	25.1
Bodrum	28	.	.	.	0.2	4.1	17.9	28.6	28.3	16.3	1.9	.	.	97.3
Bolu	36	.	.	.	0.1	1.1	2.4	7.1	9.4	3.2	0.4	.	.	23.8
Bozkurt	5	.	.	.	0.4	0.4	0.6	0.6	1.6	0.2	.	.	.	3.6
Burdur	28	1.3	8.5	22.0	23.9	8.6	0.8	.	.	65.1
Bursa	37	.	.	0.2	0.6	2.7	9.2	19.2	20.3	7.5	1.2	0.1	.	61.1
Ceylanpınar	9	.	.	.	2.8	16.4	29.2	31.0	31.0	29.0	13.2	0.4	.	153.1
Çanakkale	34	.	.	.	0.0	0.5	6.3	19.4	19.1	4.0	0.1	.	.	49.5
Çankırı	21	.	.	.	0.3	1.4	6.2	16.0	19.6	6.8	0.2	.	.	52.5
Çiçekdağ	8	.	.	.	0.1	3.9	9.3	19.6	20.0	6.5	1.1	.	.	60.5
Çorlu	21	.	.	.	0.0	0.6	3.0	9.0	10.1	2.2	0.1	.	.	25.1
Çorum	37	.	.	.	0.0	1.2	4.6	12.4	13.4	4.9	0.4	.	.	37.0
Çumra	8	1.4	5.6	14.6	15.2	3.6	.	.	.	40.5
Dalaman	8	.	.	.	0.1	4.1	18.6	29.0	29.9	19.6	4.3	0.1	.	105.8
Denizli	12	.	.	.	0.3	5.1	18.3	28.6	29.2	14.8	2.7	.	.	98.8
Dikili	25	.	.	.	0.2	1.3	8.2	18.4	18.8	3.8	0.3	0.0	.	51.0
Dil(İğdır)	8	.	.	.	0.1	6.0	16.3	28.0	26.5	11.2	0.3	.	.	83.6
Diyarbakır	37	.	.	.	0.5	7.6	24.6	30.9	30.9	25.2	3.2	.	.	124.9
Dört Yol	30	.	.	0.2	2.0	3.9	11.0	24.2	29.0	21.1	7.2	0.6	.	101.6
Edirne	37	.	.	.	0.2	2.0	10.5	21.2	20.8	7.5	0.6	.	.	62.7
Elâzığ	29	1.9	13.1	28.5	28.7	13.6	0.5	.	.	86.4
Elmalı	7	1.0	10.7	23.9	26.4	12.9	.	.	.	76.9
Kd. Ereğli	3	1.0	1.7	0.7	.	0.3	.	.	3.7
Erzincan	33	0.7	7.1	20.7	23.2	8.4	0.3	.	.	60.3
Erzurum	37	0.1	3.7	4.0	0.3	.	.	.	8.2
Esenboğa	10	0.2	3.1	13.5	15.3	3.0	.	.	.	35.1
Eskişehir	36	.	.	.	0.1	1.3	4.6	12.1	14.3	4.8	0.4	.	.	37.7
Eskişehir S.2	9	.	.	.	0.1	2.1	5.9	14.5	15.0	3.6	.	.	.	41.2
Etimesgut	11	2.1	8.3	20.5	21.5	8.0	0.6	.	.	61.0
Ethiye	25	.	.	0.0	0.6	6.4	20.7	30.3	30.7	23.7	5.0	0.1	.	117.6
Florya	29	0.2	2.4	10.2	11.1	1.8	.	.	.	25.8
Gaziantep	26	.	.	.	0.0	4.0	17.9	29.3	29.7	17.5	2.5	.	.	100.9
Giresun	36	.	.	0.1	0.4	0.5	0.2	0.3	0.8	0.1	0.2	0.0	.	2.6
Göztepe	37	.	.	.	0.0	0.6	2.9	9.1	10.5	2.3	0.4	.	.	23.8

YÜKSEK SICAKLIĞIN $\geq 30^{\circ}$ OLDUĞU GÜN (Tropik Gün)

2

İstasyon A d ı	Rasat Rasat	YILLIK												
		A			Y			L			R			
		I	II	III	IV	V	VI	VII	VIII	IX	X	XI	XII	
Hakkari	5	3.2	25.2	24.0	3.4	.	.	.	55.8
Hopa	4	.	.	0.3	1.3	0.5	1.8	0.8	3.3	0.3	.	.	.	8.0
Iğdır	21	.	.	.	0.0	2.8	13.7	26.2	27.1	11.1	0.4	.	.	81.3
İnebolu	15	.	.	0.1	0.4	.	0.1	0.4	0.5	.	.	0.1	.	1.5
İskenderun	26	.	.	0.2	1.8	3.5	8.4	24.4	29.6	18.8	4.4	0.2	.	91.4
İslihiye	27	.	.	.	0.4	5.9	17.1	29.5	30.6	21.2	5.7	.	.	110.3
İsparta	37	0.8	4.7	16.8	19.1	5.4	0.3	.	.	47.1
İzmir	37	.	.	.	0.4	4.4	17.4	28.2	27.8	11.9	1.6	0.1	.	91.7
Karaköse	24	0.3	1.3	11.7	16.3	2.4	.	.	.	32.0
Karaman	6	1.6	8.8	21.6	21.3	8.3	1.3	.	.	63.1
Kars	35	0.0	2.2	3.9	0.4	.	.	.	6.6
Kartal	8	.	.	.	0.1	0.5	3.3	11.6	13.1	3.3	.	.	.	31.9
Kastamonu	36	.	.	.	0.1	0.7	2.2	8.0	9.4	2.8	0.2	.	.	23.3
Kayseri	32	.	.	.	0.1	1.5	7.7	19.1	19.5	6.5	0.3	.	.	54.8
Kırşehir	36	1.1	5.4	14.6	15.9	5.5	0.3	.	.	42.7
Kızılcahamam	4	0.8	5.0	13.8	18.5	5.0	.	.	.	43.0
Kilis	27	.	.	.	0.9	10.7	24.9	30.8	30.8	19.6	4.0	.	.	121.7
Kireçburnu	16	.	.	.	0.2	0.7	1.6	1.3	2.0	1.3	0.2	.	.	7.3
Kocaeli	26	.	.	0.1	0.6	1.7	5.6	12.7	15.4	5.3	0.3	.	.	41.8
Konuklar	9	0.6	4.8	15.7	17.4	3.2	.	.	.	41.7
Konya	37	.	.	.	0.0	1.0	5.3	15.9	16.5	5.1	0.2	.	.	43.9
Köyceğiz	3	3.3	22.0	31.0	30.0	24.3	7.0	.	.	117.7
Kumköy	15	.	.	.	0.1	0.3	0.7	0.9	1.3	0.7	0.2	.	.	4.3
Kuşadası	16	.	.	0.1	0.3	1.3	5.7	14.4	14.7	3.0	0.3	.	.	39.7
Kütahya	37	0.6	2.1	7.6	9.5	3.0	0.2	.	.	23.0
Lüleburgaz	30	.	.	.	0.1	1.8	8.6	16.4	18.5	6.2	0.5	.	.	54.1
Malatya	37	1.9	13.8	27.0	27.9	12.1	0.5	.	.	83.1
Manisa	36	.	.	0.1	0.7	7.7	21.1	29.3	29.4	18.5	2.8	.	.	109.6
Maras	9	.	.	.	0.1	7.3	19.4	30.1	30.0	21.0	9.7	.	.	117.7
Mardin	24	2.7	17.5	29.9	30.0	15.2	1.2	.	.	96.5
Marmaris	3	2.3	19.7	30.3	28.3	21.3	3.3	.	.	105.3
Menemen	5	.	.	.	0.2	5.0	20.1	28.2	26.4	16.4	1.6	.	.	98.8
Merzifon	30	.	.	0.0	0.2	1.5	4.0	8.6	9.8	3.4	0.5	.	.	28.1
Mersin	27	.	.	.	0.8	2.0	3.0	16.5	26.9	10.0	2.2	0.1	.	61.5
Mesudiye	4	0.5	0.5	2.3	5.8	2.0	0.3	.	.	11.3
Milâs	3	6.3	26.3	30.3	30.0	26.7	12.3	0.3	.	130.3
Muğla	31	2.5	13.3	27.4	27.2	12.1	1.4	.	.	87.8
Nazilli	10	.	.	0.1	1.3	10.4	25.6	30.3	30.6	21.6	6.9	0.1	.	126.9
Nevşehir	6	0.7	2.5	9.7	12.2	3.0	.	.	.	28.0
Niğde	31	0.5	3.5	12.6	14.8	4.1	0.3	.	.	35.7
Osmaniye	9	.	.	.	4.7	8.9	19.3	30.8	31.0	27.8	9.0	1.4	.	132.3
Ödemiş	14	.	.	.	0.9	11.0	23.7	30.1	30.1	22.9	5.2	0.1	.	123.9
Rize	36	.	.	0.0	0.3	0.5	0.3	0.2	0.4	0.1	0.2	0.0	.	2.0
Samsun	37	.	.	0.2	0.5	0.6	0.4	0.7	1.3	0.5	0.8	0.2	.	5.1
Siirt	26	3.9	22.1	30.5	30.8	21.9	2.6	.	.	111.8
Silifke	19	.	.	.	0.5	4.5	16.6	29.4	30.9	24.3	7.4	0.1	.	113.8
Simav	5	0.4	3.2	15.8	17.4	6.0	.	.	.	42.8
Sinop	29	.	.	.	0.1	0.1	0.1	0.3	0.6	0.1	0.1	.	.	1.5
Sivas	36	0.1	1.3	7.3	10.4	2.8	0.0	.	.	21.9
Şile	27	.	.	0.0	0.1	0.6	0.6	0.6	1.0	0.3	0.0	.	.	3.4
Tarsus	11	.	.	0.1	1.7	7.3	19.1	30.3	31.0	27.8	13.9	0.5	0.1	137.3
Tekirdağ	27	.	.	.	0.0	0.4	1.6	5.8	6.6	0.9	.	.	.	15.2
Trabzon	34	.	.	0.1	0.4	0.6	0.4	0.4	0.8	0.3	0.1	0.1	.	3.1
Tokat	11	.	.	0.3	1.1	2.9	8.6	12.3	15.8	8.2	1.1	0.2	.	50.5

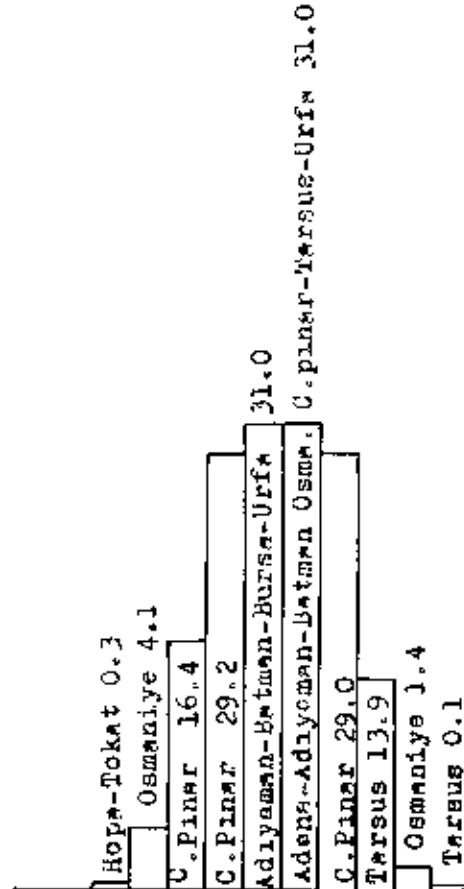
YÜKSEK SICAKLIĞIN W_{30} 30^c OLDUĞU GÜN (Tropik Gün)

3

İstasyon A d ı	Rasat Yılı	A		Y			L		A			R		YILLIK
		I	II	III	IV	V	VI	VII	VIII	IX	X	XI	XII	
Ulaş (D.Ü.Ç.)	7	0.6	4.6	9.5	1.5	.	.	.	16.2
Uludağ	6
Ulukışla	23	0.2	2.1	9.7	10.4	1.6	0.1	.	.	24.0
Urfa	34	.	.	.	1.2	12.1	27.0	31.0	31.0	26.0	8.3	0.1	.	136.6
Uşak	34	.	.	.	0.1	1.1	5.2	17.2	19.4	5.3	0.6	.	.	48.8
Van	26	0.4	10.0	10.5	1.0	.	.	.	22.0
Yalova	18	.	.	0.2	0.1	0.8	1.3	3.8	3.1	0.6	0.4	.	.	10.4
Yenişehir	9	.	.	0.2	0.8	3.4	8.9	15.6	20.4	9.8	1.0	.	.	60.2
Yeşilköy	7	0.6	1.2	8.1	10.5	2.0	.	.	.	22.6
Yozgat	29	0.0	0.6	3.4	5.1	1.1	0.0	.	.	10.2
Zonguldak	29	.	.	0.1	0.1	0.6	0.5	0.5	1.0	0.2	0.1	.	.	3.2

Yüksek Sıcaklığın 30^c clduğu günler sayısı
(Tropik gün)

Aylar	Gün Sayısı	İstasyon Adı
III	0.3	Hopa - Tokat
IV	4.1	Osmaniye
V	16.4	Ceylanpınar
VI	29.2	"
VII	31.0	Adıyaman-Batman-Bursa-Urfa
VIII	31.0	Adana-Adıyaman-Batman-Ceylanpınar- Osmaniye-Tarsus-Urfa
IX	29.0	Ceylanpınar
X	13.9	Tarsus
XI	1.4	Osmaniye
XII	0.1	Tarsus
YILLIK	153.1	Ceylanpınar



YÜKSEK SICAKLIĞIN $\geq 25^{\circ}$ OLDUĞU GÜNLER (Yaz Günleri)

İstasyon A d ı	Rasat Yılı	A												YILLIK
		I	II	III	IV	V	VI	VII	VIII	IX	X	XI	XII	
Adana	37	.	0.0	2.5	10.0	24.1	29.6	31.0	31.0	29.9	26.5	10.3	0.2	195.1
Adapazarı	10	.	0.2	1.1	4.7	10.3	22.0	28.6	29.6	15.8	6.0	1.2	0.1	119.6
Adıyaman	3	.	.	.	1.7	13.7	26.7	31.0	31.0	30.0	15.7	0.3	.	150.0
Afyon	37	.	.	0.1	1.3	7.1	17.8	28.3	29.6	17.1	3.9	0.0	.	104.3
Akhisar	29	.	.	1.2	7.0	20.4	26.8	30.8	30.9	26.9	13.7	1.2	0.1	161.0
Akşehir	20	.	.	0.3	1.9	9.2	18.2	27.9	28.9	17.9	3.2	0.1	.	107.6
Alanya	13	.	.	0.3	1.8	10.8	26.7	31.0	31.0	29.7	23.0	4.8	0.2	161.5
Alpaslan	8	9.0	21.7	30.6	30.8	26.1	5.4	.	.	123.5
Alpullu	21	.	.	0.4	2.2	12.7	24.7	30.0	29.9	21.1	4.7	0.3	.	126.0
Amasya	5	.	.	0.6	5.0	13.2	24.4	29.8	29.2	21.8	9.2	0.4	.	133.6
Anamur	18	.	.	0.4	4.2	18.1	29.9	31.0	31.0	30.0	23.9	6.4	.	175.0
Ankara	40	.	.	0.2	2.1	9.5	20.1	29.2	29.3	18.1	4.9	0.0	.	113.3
Antakya	26	.	.	0.8	7.7	17.5	29.0	31.0	31.0	29.8	22.0	4.0	.	172.8
Antalya	36	.	.	0.4	3.3	13.5	28.2	31.0	31.0	29.7	20.5	3.3	.	160.9
Ardahan	5	0.4	2.4	12.4	15.6	4.8	.	.	.	35.6
Artvin	17	.	.	0.2	5.0	1.2	14.5	20.3	21.2	13.2	6.4	0.2	.	92.6
Aydın	26	.	0.0	1.1	8.6	23.0	29.5	31.0	31.0	29.4	18.8	3.7	0.1	175.3
Balıkesir	28	.	.	0.7	3.8	14.4	25.8	30.4	30.3	22.0	8.3	0.8	0.1	136.5
Bandırma	15	.	.	0.3	1.9	5.7	18.5	29.1	29.5	15.3	4.7	0.5	.	105.5
Batman	3	.	.	0.3	2.7	17.3	30.0	31.0	31.0	29.7	16.7	0.7	.	159.3
Bergama	3	.	.	0.3	3.7	17.0	30.0	31.0	31.0	27.7	13.3	0.7	.	154.7
Beyşehir	14	.	.	.	0.5	6.1	17.9	29.3	29.0	16.8	2.9	.	.	102.4
Bilecik	28	.	.	0.5	2.3	7.8	17.2	25.2	25.5	14.1	3.9	0.1	.	96.8
Bodrum	28	.	.	0.3	3.0	16.5	28.5	31.0	31.0	29.1	15.8	1.6	.	155.0
Bolu	36	.	.	0.3	2.0	6.9	14.1	23.8	24.9	13.9	4.4	0.1	.	90.3
Bozkurt	5	.	.	1.2	1.6	3.4	9.2	10.8	16.8	5.0	1.4	1.2	0.4	59.0
Burdur	28	.	.	0.2	1.8	10.3	23.0	30.3	30.4	22.9	6.0	.	.	124.7
Bursa	37	.	0.1	0.9	3.9	11.5	24.9	29.7	29.9	21.4	8.1	1.2	0.1	131.6
Ceylanpınar	9	.	.	1.1	10.7	25.4	30.0	31.0	31.0	29.9	25.8	5.1	.	190.0
Çanakkale	34	.	.	0.1	0.6	7.3	23.2	30.4	30.5	20.0	3.6	0.1	.	115.8
Çankırı	21	.	.	0.3	2.5	10.3	20.4	29.0	29.2	18.0	5.2	.	.	114.9
Çiçekdağ	8	.	.	0.5	2.5	13.3	21.9	30.8	29.8	19.8	8.8	0.5	.	127.6
Çorlu	21	.	.	0.1	0.8	6.7	18.9	28.3	27.0	14.1	2.6	0.0	.	98.5
Çorum	37	.	.	0.6	2.6	9.2	18.1	27.5	27.9	16.2	5.6	0.1	.	107.6
Çumra	8	.	.	0.1	2.0	11.1	19.5	29.1	29.0	15.6	5.5	0.2	.	112.2
Dalaman	8	.	0.1	0.9	3.1	23.0	29.8	31.0	31.0	29.3	22.1	6.4	.	172.1
Denizli	12	.	.	0.8	3.8	16.8	27.2	30.8	30.8	25.9	13.8	1.7	0.1	151.6
Dikili	25	.	.	0.4	1.8	9.2	25.0	30.4	30.6	22.9	5.3	0.6	.	126.1
Dil (İğdir)	8	.	.	.	3.5	18.5	27.1	30.7	30.6	27.4	6.2	.	.	144.1
Diyarbakır	37	.	.	0.5	4.8	20.1	29.4	31.0	31.0	29.5	18.0	1.2	.	165.5
Dört Yol	37	.	.	2.0	7.9	18.8	29.2	31.0	31.0	29.9	23.0	8.9	0.0	183.8
Edirne	37	.	.	0.1	2.0	13.0	24.8	30.0	30.0	20.6	5.4	0.1	.	126.0
Elâzığ	29	.	.	.	1.3	12.2	26.3	30.9	30.9	26.0	8.0	.	.	135.7
Elmalı	9	.	.	0.1	0.8	13.1	25.9	30.3	30.8	25.7	11.3	0.1	.	138.1
Kd. Ereğli	3	.	.	.	1.0	2.3	16.3	19.0	21.0	8.7	3.7	.	.	72.0
Erzincan	33	.	.	.	0.9	8.7	21.6	29.5	30.4	21.4	4.4	.	.	116.7
Erzurum	37	0.4	5.0	18.9	22.2	8.2	0.2	.	.	54.9
Esenboğa	10	.	.	.	1.2	7.2	16.8	27.6	28.1	14.4	4.1	.	.	99.4
Eskişehir	36	.	.	0.4	2.4	8.5	18.6	27.3	27.9	16.9	4.5	0.1	.	106.6
Eskişehir S.Z	9	.	.	0.3	2.0	9.2	18.8	27.3	27.8	15.9	6.2	0.1	.	107.7
Etimesgut	11	.	.	0.3	2.8	9.3	21.7	29.9	29.6	21.3	8.2	.	.	122.9
Fethiye	25	.	0.2	0.7	6.8	20.9	29.8	31.0	31.0	29.7	22.7	4.9	0.4	178.1
Florya	29	.	.	0.0	0.3	3.7	17.9	28.8	28.9	15.2	1.6	0.0	.	95.4
Gaziantep	26	.	.	0.1	2.8	15.8	28.6	30.9	30.9	23.8	12.7	0.4	.	151.0
Giresun	36	.	0.1	0.8	2.1	2.1	6.6	20.8	23.9	8.6	2.2	0.9	0.1	68.2
Göztepe	37	.	.	0.1	1.0	6.4	18.9	28.3	28.7	15.7	3.4	0.1	.	102.7

YÜKSEK SICAKLIĞIN $\geq 25^{\circ}$ OLDUĞU GÜNLER (Yaz Günleri)


2

İstasyon A d ı	Rasat Yılı	A		Y		L		A		R		YILLIK ¹		
		I	II	III	IV	V	VI	VII	VIII	IX	X		XI	XII
Hakkari	5	5.4	22.8	30.8	31.0	24.4	2.8	.	.	117.2
Hopa	4	.	.	3.0	4.5	3.3	17.5	24.0	25.5	17.0	5.5	2.3	0.3	102.8
İğdir	21	.	.	0.0	0.3	17.3	25.3	30.7	30.9	25.8	6.7	0.0	.	140.0
İnebolu	15	.	0.1	0.5	1.3	1.3	5.0	18.3	21.1	6.5	1.3	0.9	0.3	56.3
İskenderun	26	0.0	0.1	2.0	6.7	17.4	29.7	31.0	31.0	30.0	24.1	7.4	0.2	179.5
İslâhiye	27	.	.	0.2	5.0	17.9	29.1	31.0	32.0	29.4	19.1	2.4	.	165.0
İsparta	37	.	.	0.1	1.1	7.5	19.8	29.6	29.8	19.4	4.4	0.0	.	111.8
İzmir	37	.	.	0.8	4.4	18.1	28.9	30.9	31.0	27.2	12.9	1.1	.	155.2
Karaköse	24	2.0	12.9	27.5	29.8	17.2	1.4	.	.	90.8
Karaman	6	.	.	0.2	1.0	12.6	23.8	30.5	29.5	20.6	11.0	0.2	.	129.5
Kars	34	0.4	3.5	15.7	19.4	8.6	0.2	.	.	47.9
Kartal	8	.	.	0.1	1.5	4.3	20.0	30.3	30.1	19.6	2.9	.	.	108.8
Kastamonu	36	.	.	0.3	2.0	7.2	14.5	24.1	24.6	13.1	2.8	.	.	88.5
Kayseri	32	.	.	0.3	2.5	10.7	22.1	29.6	30.0	20.1	6.1	0.1	.	121.5
Kırşehir	36	.	.	0.2	2.2	9.0	19.5	29.1	29.2	18.3	5.2	0.1	.	112.8
Kızılcahamam	4	.	.	.	1.0	8.3	17.3	26.8	29.5	13.8	3.5	.	.	100.0
Kilis	27	.	.	0.4	7.0	23.6	29.7	31.0	31.0	29.0	15.5	1.7	0.1	169.1
Kıraçburnu	16	.	.	0.3	1.4	4.7	10.6	19.1	20.8	7.6	3.0	0.3	.	67.6
Kocaeli	26	.	.	0.8	3.1	11.2	22.6	29.4	29.3	19.7	7.4	1.1	0.0	125.0
Konuklar	9	.	.	.	1.9	8.7	17.7	28.6	28.9	15.6	5.2	.	.	106.8
Konya	37	.	.	0.2	2.1	9.2	19.5	29.3	29.6	18.1	4.8	0.1	.	112.9
Köyceğiz	3	.	.	0.3	6.0	15.3	29.6	31.0	31.0	28.3	23.7	3.0	.	168.3
Kumköy	15	.	.	0.3	1.1	3.0	9.1	22.3	25.7	9.9	2.1	0.5	.	74.1
Kuşadası	16	.	.	0.8	1.9	9.8	26.4	30.9	30.8	24.3	7.0	1.1	0.1	132.9
Kütahya	37	.	.	0.1	1.2	6.4	13.9	23.7	24.9	14.3	3.3	.	.	87.8
Lüleburgaz	30	.	.	0.3	1.8	11.2	24.0	30.1	30.1	19.4	4.8	.	.	121.9
Malatya	37	.	.	0.0	1.9	12.5	22.8	30.5	30.9	24.4	6.2	.	.	132.3
Manisa	36	.	.	1.2	6.9	20.3	28.9	30.9	31.0	27.1	14.8	1.3	0.0	162.9
Maras	8	.	.	0.9	4.5	19.1	20.3	31.0	30.3	29.4	22.8	4.4	.	170.5
Mardin	24	.	.	.	1.3	13.5	28.0	31.0	31.0	28.1	8.6	0.1	.	141.6
Marmaris	3	.	.	.	2.3	13.3	27.3	31.0	31.0	28.0	16.3	2.3	.	157.0
Menemen	5	.	.	0.4	2.2	17.8	29.2	30.8	30.6	27.4	15.2	0.6	0.2	154.4
Merzifon	30	.	.	0.5	2.5	9.2	17.6	25.4	25.7	14.3	5.3	0.2	.	100.8
Mersin	27	.	0.0	1.4	4.9	11.8	28.4	31.0	31.0	29.8	21.1	4.9	0.1	164.3
Meşudiye	4	4.0	6.5	10.0	15.0	10.5	4.0	.	.	50.0
Milas	3	.	.	1.0	3.7	20.7	30.0	31.0	31.0	28.0	20.3	6.0	.	174.7
Muğla	31	.	.	0.1	2.1	12.5	26.6	30.8	30.9	26.0	9.2	0.1	.	138.3
Nazilli	10	.	.	1.6	9.5	22.8	29.7	31.0	31.0	29.0	20.5	4.5	0.1	179.7
Nevşehir	6	.	.	.	0.3	7.7	14.0	26.8	26.8	12.7	3.5	.	.	91.8
Niğde	31	.	.	0.1	1.2	6.6	17.8	29.6	29.2	17.3	3.5	0.0	.	104.4
Osmaniye	9	.	.	1.9	11.4	23.2	29.8	31.0	31.0	30.0	23.2	8.8	.	190.3
Ödemiş	14	.	.	0.8	8.8	23.1	29.6	31.0	31.0	28.6	16.2	3.1	0.1	172.4
Rize	36	.	0.0	0.5	1.8	2.6	5.3	17.1	21.1	8.1	2.3	1.0	0.1	59.9
Samsun	37	.	0.1	1.0	2.2	2.5	7.2	23.9	27.2	10.1	3.8	2.2	0.1	80.4
Siirt	26	.	.	.	2.6	16.8	23.2	31.0	31.0	29.3	14.0	0.4	.	151.3
Silifke	19	.	.	1.3	5.8	19.1	29.7	31.0	31.0	29.8	25.7	9.4	0.2	183.0
Simav	5	.	.	.	0.4	7.8	18.4	27.6	29.2	19.8	4.6	.	.	107.8
Sinop	29	.	.	0.3	0.5	1.1	5.0	19.6	21.5	6.0	1.4	0.4	0.1	55.9
Sivas	36	.	.	0.0	0.6	3.6	12.0	23.4	25.0	14.4	2.2	.	.	81.2
Şile	27	.	0.0	0.4	1.0	2.7	7.4	20.2	22.9	7.1	1.9	0.4	.	64.0
Tarsus	11	.	.	2.5	7.1	19.3	27.4	31.0	31.0	30.0	27.6	11.4	0.5	188.0
Tekirdağ	27	.	.	0.1	0.4	3.1	14.6	28.0	29.3	11.4	1.4	0.1	.	88.5
Trabzon	34	0.0	0.1	0.9	2.4	2.7	4.9	20.1	25.1	8.3	2.7	1.3	0.1	68.7
Tokat	11	.	.	1.0	3.5	11.7	22.6	25.7	27.7	21.2	8.6	0.7	.	122.5

YÜKSEK SICAKLIĞIN $\approx 25^{\circ}$ OLDUĞU GÜNLER (Yaz Günleri)

3

İstasyon Adı	Rasat Yılı	A												YILLIK
		I	II	III	IV	V	VI	VII	VIII	IX	X	XI	XII	
Ulşag	7	4.6	8.6	21.4	23.5	8.7	1.4	0.4	.	68.7
Uludağ	6	1.2	1.8	0.5	.	.	.	3.5
Ulukışla	24	.	.	0.0	0.3	4.7	15.4	28.0	28.5	15.0	2.0	.	.	94.4
Urfa	34	.	.	0.8	7.3	23.8	29.9	31.0	31.0	29.8	21.4	3.3	.	178.1
Uşak	34	.	.	0.1	1.4	8.7	20.1	29.2	29.6	19.5	5.2	0.1	.	114.0
Van	26	1.2	13.6	29.5	30.0	15.2	1.1	.	.	90.7
Yalova	18	.	.	0.8	1.0	4.2	14.9	26.1	26.0	11.7	4.8	1.1	.	90.6
Yenişehir	9	.	.	1.6	4.2	13.4	24.4	29.7	30.1	21.3	5.3	0.9	.	131.0
Yeşilli köy	7	.	.	0.1	0.4	4.6	15.7	29.1	28.4	16.7	1.4	.	.	96.6
Yozgat	29	.	.	0.0	0.3	2.7	7.8	17.3	18.8	8.3	1.0	.	.	56.3
Zonguldak	29	.	0.1	0.6	1.4	2.8	5.4	14.4	15.4	5.0	2.0	0.8	0.1	47.9



X1 = Adana-Adıyaman-Alanya-Köyceğiz-Mareş-Mardin-Amasya-Antakya-Antalya-Marmaris-Mersin-Aydın-Batman-Bergama-Milas-İnzilli-Osmaniye-Bodrum-C. Pınar-Dalaman-Ödemiş-Sirt-Silifke-D. Bekir-Dört Yol-Fethiye-Tarsus-Urfa-İskenderun-İslahiye-Kilis.

X2 = Adana-Adıyaman-Alanya-Anamur-Ankara-Antakya-Aydın-Batman-Bergama-Bodrum-C. Pınar-Dalaman-D. Bekir-Dört Yol-Fethiye-Hakkâri-İskenderun-İslahiye-İzmir-Kilis-Konya-Menis-Mardin-Marmaris-Mersin-Musuliy-Milas-Nesli-Ödemiş-Sirt-Silifke-Urfa.

YÜKSEK SICAKLIĞIN < 0° OLDUĞU GÜN (Kış Günü)

İstasyon A d ı	Rasat Yılı	A												YILLIK		
		I	II	III	IV	V	VI	VII	VIII	IX	X	XI	XII			
Adana	37
Adapazarı	10	0.7	0.2
Adıyaman	3	0.3	0.9
Afyon	37	7.1	4.6	1.4	0.3
Akhisar	29	0.4	0.0	0.5	3.6	.	17.2
Akşehir	20	5.3	3.3	0.9	0.1	.	0.6
Alanya	13	0.3	3.4	.	13.1
Alpaslan	8	18.7	15.0	4.8	0.1
Alpullu	21	2.9	1.5	0.2	1.6	10.5	.	50.9
Amasya	5	2.6	1.6	0.0	0.6	.	5.3
Anamur	18	4.2
Ankara	40	6.0	5.0	0.8
Antakya	26	0.2	0.3	3.2	.	15.2
Antalya	36	0.2
Ardahan	5	25.2	20.2	9.8	1.0
Artvin	17	2.4	1.0	0.1	0.1	0.2	2.8	14.8	.	74.2
Aydın	26	0.1	0.2	0.3	.	4.0
Balıkesir	28	1.3	0.6	0.0	0.0	.	0.2
Bandırma	15	1.1	0.7	0.0	0.2	.	2.1
Batman	3	3.0	1.7
Bergama	3	0.7	3.0
Beysşehir	14	4.7	2.9	1.0	0.1	0.7
Bilecik	28	3.8	2.9	0.5	0.2	2.3	.	10.2
Bodrum	28	0.3	1.7	.	9.2
Bolu	37	6.6	4.1	1.0
Bozkurt	5	0.6	0.4	0.2	0.6	2.8	.	15.0
Burdur	28	2.6	1.3	0.2	1.2
Bursa	37	0.9	0.5	0.1	0.8	.	5.0
Geylanpınar	9	0.1	0.0	0.2	.	1.6
Çanakkale	34	0.9	0.6	0.1	0.1
Çankırı	21	5.3	4.9	0.4	0.3	.	2.0
Çiçekdağ	8	2.5	3.5	0.1	0.3	2.5	.	13.4
Çorlu	21	3.8	1.6	0.4	6.1
Çorum	37	5.3	4.0	0.6	0.2	1.5	.	7.5
Çumra	8	5.0	3.7	0.1	0.4	3.1	.	13.3
Dalaman	8	0.1	0.8	.	9.8
Denizli	12	0.2	0.2
Dikili	25	0.1	0.3
Dil(İğdır)	8	12.1	2.9	0.5	0.0	.	0.1
Diyarbakır	37	2.3	0.7	0.0	4.6	.	20.1
Dört Yol	37	0.1	0.8	.	3.9
Edirne	37	4.8	2.2	0.4
Elazığ	29	5.7	4.9	1.0	0.1	2.2	.	9.7
Elmalı	9	0.6	0.4	0.2	3.5	.	18.3
Ereğli (Kd.)	3	1.0
Erzincan	33	12.0	8.1	2.2	0.0
Erzurum	37	23.5	18.1	11.6	0.7	0.6	7.2	.	30.2
Esenboğa	10	4.7	7.5	0.1	3.6	14.9	.	72.5
Eskişehir	36	7.4	5.1	1.0	1.3	.	13.5
Eskişehir S.Z	9	3.7	3.0	0.1	0.3	3.3	.	17.2
Etmesgut	9	4.0	3.1	0.2	0.1	0.6	.	7.5
Fethiye	24	2.4	.	9.8
Florya	29	1.2	0.6	0.0
Gaziantep	26	1.2	0.4	0.1	.	1.9
Giresun	36	0.1	0.1	0.1	0.5	.	2.1
Göztepe	37	0.8	0.8	0.1	0.2
													0.1			1.7

YÜKSEK SICAKLIĞIN $\leq 0^{\circ}$ OLDUĞU GÜN (Kış Günü)
(2)

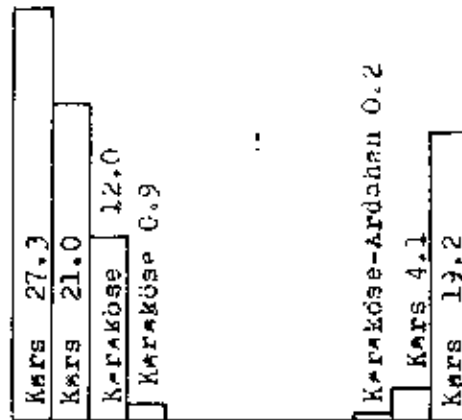
İstasyon Adı	Kasat Yılı	A		Y		L		A		R		YILLIK	
		I	II	III	IV	V	VI	VII	VIII	IX	X		XI
Hakkari	5	12.2	5.4	1.8	0.4	0.2	2.6	22.6
Hopa	4
Iğdır	21	11.3	4.8	0.3	0.3	5.0	21.7
İnebolu	15	0.2	0.3	0.5
İskenderun	26
İslahiye	27	0.4	0.0	0.4
İsparte	37	3.0	1.9	0.3	0.3	1.3	6.6
İzmir	37	0.1	0.1	0.1	0.2
Karaköse	24	22.5	17.8	12.0	0.9	0.2	2.5	15.9	71.8
Karaman	6	4.3	2.3	0.2	0.3	0.3	7.5
Kars	33	27.3	21.0	11.5	0.7	0.0	4.1	19.2	83.8
Kartak	8	0.8	1.0	1.8
Kastamonu	36	7.4	3.9	1.0	0.5	4.1	16.9
Kayseri	33	7.0	5.0	1.3	0.5	3.5	17.4
Kırşehir	36	5.5	3.6	1.2	0.4	3.3	13.9
Kızılcahamam	4	3.0	5.0	0.5	8.5
Kilis	27	0.5	0.1	0.1	0.7
Kireçburnu	16	0.8	0.6	1.4
Kocaeli	27	0.7	0.6	0.0	0.1	1.4
Konuklar	9	6.0	5.8	0.8	1.0	3.3	16.9
Konya	37	6.4	3.5	0.9	0.5	3.6	14.8
Köyceğiz	3
Kumköy	15	0.7	0.7	1.4
Kuşadası	16
Kütahya	37	6.9	4.7	1.8	0.6	3.6	17.6
Lüleburgaz	30	2.9	1.7	0.4	0.1	1.0	6.0
Malatya	37	8.8	4.5	0.5	0.2	3.2	17.1
Manisa	36	0.3	0.1	0.2	0.6
Maraş	6	0.3	0.5	0.8
Mardin	24	1.8	1.3	0.3	0.3	1.0	4.8
Marmaris	3
Menemen	5	0.6	0.6
Merzifon	30	4.6	3.4	0.8	0.3	2.6	11.7
Kersin	27
Muradiye	4	5.8	2.8	2.0	0.5	0.3	3.0	14.3
Milâs	3
Muğla	31	0.2	0.0	0.3
Nazilli	10
Nevşehir	6	6.3	4.2	1.5	0.3	2.3	14.7
Niğde	31	5.9	4.6	1.9	0.8	4.1	17.3
Osmaniye	9
Ödemiş	14	.	0.1	0.1
Rize	37	0.1	0.1	0.0	0.2
Samsun	37	0.4	0.4	0.0	0.0	0.0	0.8
Siirt	26	2.1	0.7	0.0	0.2	0.5	3.6
Silifke	15
Simav	5	2.2	1.8	0.2	.	4.2
Sinop	29	0.3	0.2	0.0	0.6
Sivas	36	12.6	9.5	4.4	0.1	1.6	7.3	55.3
Şile	27	0.7	0.4	0.1	0.1	1.3
Tarsus	13
Teçirdağ	26	2.5	1.2	0.1	1.0	5.0
Traşon	34	0.1	0.2	0.3
Tokat	11	2.5	0.8	0.5	0.5	2.7	7.0
Ulaş D.Ü.Ç.	7	11.9	10.7	4.1	0.3	1.9	4.7	33.5

YÜKSEK SICAKLIĞIN < 0° OLDUĞU GÜN (Kış günü)
(3)

İstasyon Adı	Resat Yılı	A Y L A R												YILLIK
		I	II	III	IV	V	VI	VII	VIII	IX	X	XI	XII	
Uludağ	5	16.6	15.4	14.4	5.4	0.4	2.2	5.0	12.8	75.2
Ulukışla	24	6.9	4.0	2.9	0.8	4.6	19.3
Urfa	34	0.2	0.1	0.3
Uşak	34	2.6	2.0	0.4	0.1	0.9	5.9
Van	26	8.4	8.1	2.6	0.0	0.5	5.8	27.2
Yalova	18	0.3	0.2	0.1	0.5
Yenişehir	9	2.4	0.1	1.0	3.7
Yeşilköy	7	1.5	1.0	2.5
Yozgat	28	10.6	8.2	3.7	0.2	1.0	5.3	29.1
Zonguldak	29	0.6	0.3	0.9

Yüksek Sıcaklığın < 0 olduğu Günler Sayısı
- Kış Günleri -

Aylar	Gün Sayısı	İstasyon Adı
I	27.3	Kars
II	21.0	"
III	12.0	Karaköse
IV	0.9	"
V	.	"
VI	.	"
VII	.	"
VIII	.	"
IX	.	"
X	0.2	Karaköse-Ardahan
XI	4.1	Kars
XII	19.2	"
YILLIK	84.8	"



DÜŞÜK SICAKLIĞIN < 0° OLDUĞU GÜN (Donlu Gün)

İstasyon Adı	Rasat Yılı	A												YILLIK	
		I	II	III	IV	V	VI	VII	VIII	IX	X	XI	XII		
Adana	37	3.5	1.8	0.8	0.1	1.5	7.8	
Adapazarı	10	9.5	6.6	4.9	0.7	0.1	1.5	4.1	27.4	
Adıyaman	3	14.0	5.0	2.3	0.7	1.3	6.7	30.0	
Afyon	37	21.8	18.8	17.1	5.2	0.1	0.2	3.3	10.9	17.6	94.9
Akhisar	29	10.8	8.9	6.5	0.6	0.3	2.6	7.3	37.0
Akşehir	20	21.0	17.6	14.7	3.5	1.2	7.0	14.9	79.9
Alanya	13	0.5	0.6	1.1
Alpaslan	8	29.2	26.6	26.9	5.0	0.2	7.6	17.9	26.6	140.1
Alpullu	21	12.8	12.1	9.0	1.4	0.3	3.5	8.1	47.2
Anasya	5	17.6	8.4	4.0	0.8	1.0	1.4	4.8	38.0
Anamur	18	0.2	0.3	0.6
Ankara	40	23.0	18.8	15.0	3.6	0.0	0.1	1.9	7.9	16.6	86.7
Antakya	26	3.1	1.4	0.5	0.3	1.7	7.0	
Antalya	36	1.0	0.5	0.1	0.2	1.8	
Ardahan	5	30.4	28.2	30.4	20.0	3.8	0.6	.	.	.	4.2	19.6	25.2	29.8	191.8
Artvin	17	13.1	11.6	6.7	0.4	0.1	1.6	7.4	40.8
Aydın	26	4.4	3.3	1.4	0.7	2.7	12.5
Balıkesir	28	10.9	9.3	6.8	0.7	0.2	2.7	7.0	37.5
Bandırma	16	8.5	7.6	4.9	0.2	1.8	4.4	27.4
Batman	3	19.0	11.7	7.3	1.3	1.0	5.0	12.0	57.3
Bergama	3	9.3	5.7	3.0	0.3	1.0	1.7	21.0
Beyşehir	14	22.9	18.7	17.4	4.6	0.1	1.4	9.0	14.9	88.9
Bilecik	28	15.2	13.4	11.6	1.3	0.1	2.7	10.0	54.3
Bodrum	28	0.7	0.4	0.1	0.0	0.2	1.4
Bolu	37	23.0	20.3	19.1	7.6	0.6	0.1	2.6	9.2	17.7	100.2
Bozkurt	5	8.0	5.6	2.6	0.6	2.2	19.0
Burdur	28	16.6	13.0	10.8	1.7	0.4	4.0	10.9	57.4
Bursa	37	10.2	8.5	6.8	1.0	0.1	1.6	6.1	34.3
Ceylanpınar	8	10.0	9.1	5.0	0.3	0.4	4.0	9.0	37.8
Çanakkale	34	8.6	7.5	5.4	0.4	1.0	4.7	27.4
Çankırı	21	22.4	19.7	15.6	3.8	0.2	4.0	11.2	18.1	95.0
Çiçekdağ	8	21.4	18.9	13.9	4.3	0.3	4.4	11.4	16.1	90.5
Çorlu	21	15.7	13.1	11.3	1.5	0.2	2.2	9.1	53.2
Çorum	37	24.7	30.3	17.6	5.1	0.3	0.1	3.1	9.9	19.2	100.3
Çunra	8	20.0	20.4	15.6	5.0	0.4	0.2	6.2	13.5	16.2	97.6
Delaman	8	1.4	0.6	2.0
Denizli	12	10.4	7.3	3.6	0.1	1.3	5.1	27.8
Dikili	25	4.2	3.1	1.5	0.4	2.0	11.1
Dil (İğdır)	8	28.2	23.8	13.4	1.2	1.1	13.4	27.1	108.3
Diyarbakır	37	20.4	15.7	9.6	0.8	0.3	4.4	15.6	66.9
Dört Yol	37	1.4	1.1	0.2	0.1	0.4	3.1
Edirne	37	17.5	14.0	9.5	0.8	0.5	4.1	12.5	58.8
Elâzığ	29	24.9	20.9	13.7	1.0	0.5	5.5	16.7	83.3
Elmalı	9	19.7	15.9	9.6	1.7	0.3	5.2	12.6	64.9
Ereğli	3	12.7	7.0	2.7	0.7	23.0
Erzincan	33	27.4	24.0	18.9	3.8	0.2	2.1	11.5	24.0	111.8
Erzurum	37	30.8	27.8	28.2	12.1	1.2	0.0	.	.	.	0.3	5.8	19.0	29.8	155.2
Esenboğa	10	25.0	23.1	17.8	6.1	0.4	0.5	7.6	15.1	20.9	116.3
Eskişehir	37	23.1	19.5	18.5	6.2	0.2	0.3	4.3	10.5	17.6	100.1
Eskişehir S.Z.	7	23.3	20.3	17.8	7.3	1.0	0.6	6.7	11.8	14.0	102.8
Etimesgut	10	26.2	20.8	17.1	8.5	0.6	0.5	8.2	15.2	19.7	116.8
Fethiye	24	1.5	0.6	0.0	0.1	0.2	2.5
Florya	29	7.7	6.4	4.4	0.1	0.6	3.1	22.3
Gaziantep	26	16.8	13.0	8.1	0.6	0.9	4.8	12.7	56.9
Giresin	36	3.3	3.2	2.0	0.1	0.2	0.8	9.7
Göztepe	37	7.4	7.7	5.1	0.5	0.6	3.1	24.4
Hakkâri	5	30.4	27.0	22.4	4.8	0.4	1.0	7.0	27.8	120.8
Hopa	4	1.8	0.5	1.3	0.5	4.0

DÜŞÜK SICAKLIK < 0° OLDUĞU GÜN (Donlu Gün)

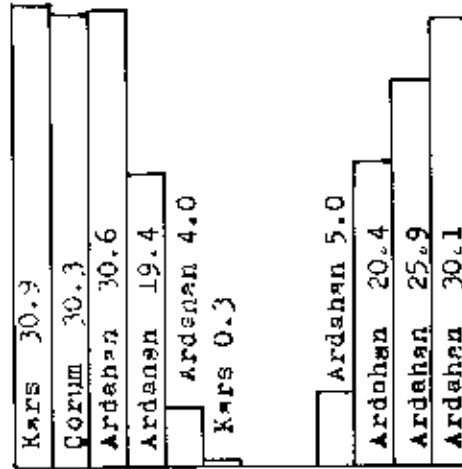
İstasyon Adı	Rasat Yılı	A												YILLIK
		I	II	III	IV	V	VI	VII	VIII	IX	X	XI	XII	
Iğdır	21	29.7	25.1	19.3	2.9	3.7	16.0	27.5	124.3
İnebolu	15	5.4	5.1	3.4	0.2	0.7	1.4	16.2
İskenderun	26	0.5	0.2	0.7
İslâhiye	28	6.6	4.7	1.8	0.5	4.5	18.1
Isparta	37	18.8	15.5	12.2	2.2	0.4	5.3	12.9	67.4
İzmir	37	3.0	2.7	1.0	0.2	1.4	8.2
Karaköse	14	30.4	27.1	28.5	13.2	0.9	0.0	.	.	0.4	10.8	20.3	28.9	100.5
Karaman	6	20.5	17.5	13.5	4.8	0.2	4.5	12.0	13.8	85.8
Kars	33	30.9	27.9	29.9	17.8	2.8	0.3	.	0.0	1.8	15.5	24.4	30.6	181.9
Kartal	8	4.8	4.0	2.5	0.6	1.9	13.8
Kastamonu	36	26.8	22.4	19.1	6.0	0.4	.	.	.	0.1	3.4	11.2	21.8	111.0
Kayseri	33	27.2	22.8	19.5	6.9	0.6	0.0	.	.	0.9	6.7	15.9	22.6	123.2
Kırşehir	36	25.0	20.1	16.9	5.0	0.0	.	.	.	0.1	3.1	11.4	19.7	101.3
Kızılcahamam	4	23.3	21.5	19.0	4.8	0.3	.	.	.	0.3	7.0	11.0	18.0	105.0
Kilis	27	8.3	6.1	3.6	0.1	1.1	4.9	24.0
Kireçburnu	16	5.6	5.6	3.0	0.2	0.2	1.0	15.6
Kocaeli	27	6.3	6.7	5.0	0.4	0.4	3.1	24.0
Konuklar	9	23.7	21.3	17.2	5.4	0.3	.	.	.	0.2	5.4	12.7	18.4	104.8
Konya	37	25.1	21.2	17.0	4.3	0.1	.	.	.	0.1	2.8	11.8	20.9	103.3
Köyceğiz	3	5.0	2.0	0.7	7.7
Kusköy	15	6.3	6.9	5.1	0.6	1.1	3.0	22.9
Kuşadası	16	3.9	2.4	1.1	0.1	1.9	9.2
Kitahya	37	21.5	18.9	17.8	6.2	0.1	.	.	0.0	0.2	3.7	9.4	17.1	95.0
Lüleburgaz	30	15.7	14.7	12.1	3.4	1.0	4.6	11.3	60.9
Manisa	37	24.3	19.5	10.6	0.8	0.2	3.0	16.7	77.1
Narisa	36	7.8	6.4	3.9	0.2	0.1	1.9	6.3	26.6
Nuraz	10	13.5	6.9	1.9	0.1	0.8	4.9	28.1
Naridin	24	12.4	10.4	5.6	0.3	0.0	1.3	6.0	35.0
Nazariis	3	0.7	0.7	1.5
Nonenen	5	6.0	3.6	0.6	0.8	11.0
Nerzifon	30	21.0	16.7	14.4	3.4	0.2	.	.	.	0.0	0.8	5.8	15.9	78.3
Nersin	27	2.3	0.9	0.5	0.2	1.0	4.8
Nesudiye	4	25.8	22.5	17.3	8.3	0.3	4.3	14.5	18.8	111.3
Nilâs	3	4.3	2.3	0.3	0.7	7.7
Niğla	31	10.4	8.0	6.0	0.4	2.1	7.0	33.8
Nizilli	9	4.8	3.1	1.1	1.1	2.7	12.8
Nevşehir	6	20.5	17.8	13.3	4.2	0.2	.	.	.	0.2	3.3	5.2	11.8	76.5
Niğde	31	24.8	21.2	17.5	4.5	0.1	.	.	.	0.1	2.4	10.0	20.0	101.4
Osmaniye	7	7.7	6.2	2.8	0.5	4.4	21.7
Üdemiş	14	9.8	5.5	4.7	0.6	0.1	1.4	4.8	27.0
Osmaniye	37	3.8	3.9	2.5	0.2	0.4	1.6	13.4
Osmaniye	37	4.1	4.3	2.6	0.1	0.3	1.7	15.2
Osmaniye	26	16.7	12.3	6.1	0.2	1.5	9.3	46.2
Silifke	19	0.5	0.3	0.1	0.3	1.1
Sinop	5	18.0	15.4	12.4	3.2	2.2	5.4	10.0	66.6
Sinop	29	3.6	3.6	2.1	0.0	0.3	0.8	10.3
Sivas	36	28.1	24.4	21.2	8.4	0.7	0.0	.	.	0.5	5.7	14.9	22.9	126.6
Sile	27	7.2	6.2	4.5	0.3	0.6	2.5	21.3
Sivas	13	5.8	4.5	2.5	1.2	2.8	16.5
Tekirdağ	26	10.3	7.8	5.3	0.2	0.0	1.4	5.6	30.6
Trabzon	34	3.2	3.1	1.6	0.1	0.1	0.9	9.2
Tokat	11	15.8	12.5	8.7	1.7	0.9	4.9	11.6	56.3
Uşak (D.U.Ç.)	8	25.6	22.9	16.9	8.0	0.3	.	.	.	1.4	10.1	17.1	20.6	122.9
Uludağ	5	28.4	26.4	25.2	17.0	2.8	7.2	10.0	24.8	141.8
Ulukışla	24	27.5	24.0	21.5	8.5	0.5	.	.	.	0.5	6.0	15.0	23.0	125.3
Urfa	34	9.9	5.9	3.3	0.1	0.9	5.3	25.4
Uşak	34	17.4	15.4	14.2	3.6	0.1	.	.	.	0.1	1.2	5.1	12.1	69.3

DÜŞÜK SICAKLIĞIN < 0° OLDUĞU GÜN (Donlu gün)

İstasyon Adı	Rasat Yılı	A		Y		L		A		R		YILLIK		
		I	II	III	IV	V	VI	VII	VIII	XI	X		XI	XII
Van	26	30.0	26.8	25.3	9.1	0.2	2.3	12.0	27.3	133.0
Yalova	16	7.7	4.8	4.6	0.3	0.3	2.6	20.2
Yenişehir	9	16.6	11.2	11.9	2.4	1.6	2.4	12.3	58.4
Yeşilköy	7	6.0	8.0	7.0	0.7	1.0	5.9	28.6
Yozgat	29	25.7	22.1	18.6	7.1	0.3	.	.	.	0.0	3.7	11.2	19.4	108.3
Zonguldak	29	6.3	5.0	3.8	0.3	1.8	17.2

Düşük Sıcaklığın < 0° olduğu gün
- Donlu Gün -

Aylar	Gün Sayısı	İstasyon Adı
I	30.9	Kars
II	30.3	Çorum
III	30.6	Ardahan
IV	19.4	Ardahan
V	4.0	Ardahan
VI	0.3	Kars
VII	-	-
VIII	0.0	Kars - Kütahya
IX	5.0	Ardahan
X	20.4	"
XI	25.9	"
XII	30.1	"
YILLIK	194.3	Ardahan



DONLU GÜN
Başlama ve Son Bulma Tarihleri
AKDENİZ BÖLGESİ

İstasyon A d ı	Rasat Yılı	Donlu Günler Başlangıç Tarihleri			Donlu Günler Son Bulma Tarihleri		
		Erken	G e ç	Ortalama	Erken	G e ç	Ortalama
Adana	37	23. XI	25. III	6. I	11. I	28. III	20. II +
Alanya	14	5. II	6. II	22. I	20. I	28. II	30. - +
Anamur	18	19. I	9. II	25. I	19. I	9. II	30. I +
Antakya	26	16. XI	8. III	30. XII	14. I	24. III	14. II +
Antalya	18	1. XII	5. III	17. I	7. I	5. III	2. II
Beyşehir	16	6. X	27. XII	8. XI	25. III	29. IV	14. IV
Burdur	29	13. X	13. I	20. XI	26. II	21. IV	1. IV
Dalaman	9	6. I	21. II	2. II	22. I	13. II	5. II +
Dört Yol	37	23. X	6. III	12. I	7. I	24. III	13. II +
Elmalı	6	1. XI	23. XI	23. XI	13. III	6. IV	26. III
Fethiye	26	29. XI	31. I	11. I	11. I	8. III	3. II +
İskenderun	26	4. I	9. II	19. I	6. I	9. II	24. I +
İslâhiye	27	10. XI	7. III	23. XII	30. I	31. III	28. II +
Isparta	37	2. X	10. XII	14. XI	8. III	24. IV	4. IV
Koyceğiz	3	+	+	+	9. II	7. III	19. II +
Maras	16	4. XI	26. I	7. XII	26. I	5. IV	5. III +
Mersin	26	27. XI	6. III	13. I	7. I	23. III	12. II +
Osmaniye	10	15. II	26. I	20. XII	4. II	28. III	6. III +
Silifke	21	24. XII	28. II	21. I	19. I	7. III	7. III +
Tarsus (S.Z)	15	21. XI	7. III	23. XII	16. I	31. III	20. II
BÖLGE ORTALAMASI		2. X Isparta	25. III Adana	29. XII	6. I İskenderun	29. IV Beyşehir	20. II

DOĞU ANADOLU BÖLGESİ

Alpaslan	9	3. X	22. X	29. X	29. III	4. V	17. IV
Ardehan	5	3. IX	7. X	17. IX	26. IV	13. VI	23. V
Dil (İğdır)	8	27. X	23. XI	10. XI	17. III	10. IV	28. III
Elâzığ	28	13. X	7. XII	16. XI	27. II	18. IV	30. III
Erzincan	34	2. X	26. XI	28. X	17. III	11. V	14. IV
Erzurum	37	1. IX	21. XI	13. X	20. III	15. VI	2. V
Hakkari	5	27. X	2. XII	15. XI	21. III	3. V	17. IV
İğdır	17	5. X	11. XI	20. X	24. III	24. IV	6. IV
Karaköse	26	11. IX	23. X	6. X	8. IV	27. V	28. IV
Kars	34	27. VIII	29. XI	27. IX	19. IV	20. VI	14. V
Malatya	36	28. X	26. XII	18. XI	10. III	5. IV	25. III
V a n	27	2. X	25. XI	31. X	5. IV	13. V	20. IV
BÖLGE ORTALAMASI		27. VIII Kars	26. XII Malatya	25. X	27. II Elâzığ	20. VI Kars	18. IV

Not: + = Bu işareti taşıyan istasyonlarda bazı yıllar donlu gün kaydedilmemiştir.
(Derece 0 in altına düşmemiştir.)

DONLU GÜN
Başlama ve Son Bulma Tarihleri
İÇ ANADOLU BÖLGESİ

İstasyon	Rasat	Donlu Günler Başlangıç Tarihleri			Donlu Günler Son Bulma Tarihleri		
		Yılı	Erken	G e ç	Ortalama	Erken	G e ç
Akşehir	21	9. X	10. XII	8. XI	25. III	30. IV	12. IV
Ankara	40	29. IX	10. XII	1. XI	10. III	14. V	12. IV
Çankırı	22	26. IX	20. XI	21. X	17. III	27. IV	12. IV
Çiçekdağ	10	1. X	20. XI	17. X	5. IV	3. V	20. IV
Çumra	8	7. IX	25. X	15. VIII	26. III	4. V	17. IV
Esenboğa	10	21. IX	23. X	9. X	7. IV	7. V	23. IV
Eskişehir	37	21. IX	19. XI	16. X	30. III	19. IV	21. IV
Eskişehir(S.Z.)	8	3. X	24. X	3. X	14. IV	5. V	26. IV
Etimesgut	4	3. X	23. X	14. X	11. IV	3. V	23. IV
Karaman	7	4. X	20. XI	23. X	26. III	1. V	14. IV
Kayseri	32	10. IX	26. XI	9. X	5. IV	26. V	28. IV
Kırşehir	37	27. IX	29. XII	26. X	17. III	21. V	16. IV
Konuklar	9	23. IX	20. XI	15. X	26. III	4. V	17. IV
Konya	37	29. IX	19. XI	22. X	5. IV	12. V	14. IV
Nevşehir	6	24. IX	21. XI	31. X	25. III	3. V	18. IV
Niğde	31	26. IX	21. XI	27. X	25. III	3. V	16. IV
Sivas	36	18. IX	10. XI	11. X	6. IV	7. VI	28. IV
Ulaş	10	11. IX	23. X	29. IX	21. III	29. V	23. IV
Ulukışla	24	22. IX	16. XI	12. X	5. IV	23. V	25. IV
Yozgat	30	30. IX	4. XII	21. X	26. III	22. V	22. IV
BÖLGE ORTALAMASI		7. IX Çumra	29. XII Kırşehir	15. X	10. III Ankara	7. VI Sivas	19. IV

KARADENİZ BÖLGESİ

Amasya	5	27. X	17. I	1. XII	22. II	8. IV	21. III
Artvin	17	27. X	27. I	16. XII	24. I	8. IV	15. III
Bolu	36	19. IX	21. XI	24. X	30. III	26. V	27. IV
Bozkurt	6	9. XII	18. I	1. I	21. II	5. IV	14. III
Çorum	34	17. IX	21. XI	20. X	3. III	20. V	22. IV
Ereğli (Kd.)	3	25. XI	14. I	4. I	2. III	14. III	14. III
Giresun	35	12. XI	15. III	12. I	23. I	5. IV	7. III +
Hopa	3	17. I	4. IV	14. XI	10. II	5. IV	12. III +
İnebolu	15	9. XI	4. III	31. XII	26. I	7. IV	17. III
Kastamonu	36	1. X	21. XI	22. X	5. IV	25. IV	23. IV
Kızılcahamam	7	28. IX	3. I	22. X	11. IV	1. V	20. IV
Merzifon	30	29. IX	24. XII	9. XI	14. III	15. IV	27. IV
Mesudiye	6	4. X	7. XI	22. X	6. IV	3. V	21. IV
Rize	36	10. XI	8. III	10. I	24. I	20. IV	8. III +
Samsun	37	10. XI	5. III	23. XII	1. II	4. IV	5. III +
Sinop	29	9. XI	5. III	9. I	23. I	4. IV	4. III +
Trabzon	34	10. XI	17. III	13. I	31. I	30. IV	5. III +
Tokat	11	19. X	6. XII	9. XI	26. II	15. IV	3. IV
Zonguldak	27	9. XI	22. II	30. XII	1. II	30. III	10. III +
BÖLGE ORTALAMASI		17. IX Çorum	4. IV Hopa	4. XII	23. I Giresun	26. V Bolu	29. III

Not : + = Bu işareti taşıyan istasyonlarda bazı yıllar donlu gün kaydedilmemiştir.
(Derece 0 an altına düşmemiştir.)

DONLU GÜN
Başlangıç ve Son Bulma Tarihleri
EGE BÖLGESİ

İstasyon A d ı	Raset Yılı	Donlu Günler Başlangıç Tarihleri			Donlu Günler Son Bulma Tarihleri		
		Erken	G e ç	Ortalama	Erken	G e ç	Ortalama
Afyon	37	22. IX	20. XI	20. X	25. III	20. V	18. IV
Akhisar	29	14. X	23. I	4. XII	19. II	15. IV	27. III
Aydın	25	26. XI	15. II	23. XII	24. I	23. III	27. II +
Bergama	3	18. XI	4. XII	26. XI	19. III	3. IV	26. III
Bodrum	28	28. XI	13. III	19. I	8. I	13. III	4. II +
Denizli	12	4. XI	15. I	6. XII	2. III	3. IV	14. III
Dikili	25	20. XI	28. II	29. XII	29. I	23. III	28. II +
İzmir	37	22. XI	27. II	6. I	21. I	23. III	23. II +
Kuşadası	16	27. XI	23. I	27. XII	22. I	27. III	27. II +
Kütahya	34	22. VIII	20. XI	16. X	30. III	3. V	18. IV
Manisa	36	22. X	18. I	28. XI	24. I	14. IV	16. III
Menemen	7	9. XI	17. I	13. XII	14. II	31. III	4. III +
Milâs	3	27. XI	10. I	23. XII	27. I	13. II	6. II
Muğla	31	18. XI	29. XII	27. XI	7. II	19. IV	19. III
Nazilli	29	22. X	13. II	14. XII	25. I	7. IV	2. III
Ödemiş	14	21. X	5. I	2. XII	1. II	20. IV	20. III +
Simav	7	1. X	8. XII	7. XI	25. III	30. IV	10. IV
Uşak	34	28. IX	11. I	11. XI	25. III	8. V	13. IV
BÖLGE ORTALAMASI		22. VIII Kütahya	13. III Bodrum	5. XII	8. I Bodrum	20. V Afyon	14. III

GÜNEY DOĞU ANADOLU BÖLGESİ

Adıyaman	4	26. XI	6. III	30. XII	20. II	5. IV	16. III
Batman	3	27. X	26. XI	8. XI	9. III	9. IV	24. III
Ceylanpınar	9	29. X	1. XII	19. XI	10. III	5. IV	17. III
Diyarbakır	37	7. X	7. XII	29. X	24. II	17. IV	26. III
Gaziantep	26	2. X	6. XII	9. XI	13. II	23. IV	25. III
Kilis	6	18. XI	26. II	18. XII	12. III	5. IV	19. III
Mardin	26	8. XI	15. II	14. XII	5. II	16. IV	20. III
Siirt	28	9. XI	16. I	7. XII	13. II	14. IV	20. III
Urfa	34	9. XI	6. III	29. XII	7. I	5. IV	5. III +
BÖLGE ORTALAMASI		2. X Gaziantep	6. III Adıyaman	1. XII	7. I Urfa	23. IV Gaziantep	19. III
			U r f a				

Not : + = Bu işareti taşıyan istasyonlarda bazı yıllar donlu gün kaydedilmemiştir.
(Derece 0 in altına düşmemiştir.)

DONLU GÜN
Başlama ve Son Bulma Tarihleri
MARMARA BÖLGESİ

İstasyon A d ı	Rasat Yılı	Donlu Günler Başlangıç Tarihleri			Donlu Günler Son Bulma Tarihleri						
		Erken	G e ç	Ortalama	Erken	G e ç	Ortalama				
Adapazarı	10	29. X	23. XII	26. XI	12. III	14. IV	31. III				
Alpullu	13	15. X	6. XII	17. XI	12. III	21. IV	28. III				
Balıkesir	28	16. X	30. XII	25. XI	12. III	22. IV	3. IV				
Bandırma	16	9. XI	23. I	7. XII	7. III	10. IV	25. III				
Bilecik	29	8. XI	22. I	28. XI	21. III	22. IV	4. IV				
Bursa	37	14. XI	23. I	2. XII	19. II	30. IV	3. IV				
Çanakkale	36	4. XI	21. I	12. XII	11. II	14. IV	23. III				
Çorlu	22	15. X	1. II	24. XI	28. III	28. IV	4. IV				
Edirne	37	12. X	15. XII	14. XI	11. III	28. IV	1. IV				
Florya	29	8. XI	23. I	19. XII	6. II	28. IV	16. III				
Göztepe	37	8. XI	12. II	9. XII	13. II	21. IV	21. III				
Kartal	16	8. XI	10. II	2. I	23. I	13. III	2. III				
Kireçburnu	17	9. XI	8. III	1. I	23. I	12. IV	11. III				
Kocaeli	28	20. XI	11. II	22. XII	23. I	21. IV	18. III				
Kumköy	15	9. XI	24. I	15. XII	1. III	15. IV	25. III				
Lüleburgaz	30	2. X	15. XII	9. XI	29. III	29. IV	16. IV				
Şile	27	9. XI	25. I	17. XII	13. II	14. IV	22. III				
Tekirdağ	26	27. X	15. I	6. XII	27. II	14. IV	21. III				
Uludağ	3	2. X	27. X	14. X	18. IV	15. V	2. V				
Yalova	5	11. XII	8. I	16. I	4. III	31. III	20. III				
Yenişehir	9	9. X	12. XII	2. XI	27. III	27. IV	13. IV				
Yeşilköy	6	14. XI	23. I	17. XII	13. II	28. IV	28. III				
BÖLGE ORTALAMASI		2. X	Lüleburgaz Uludağ	8. III	Kireç- burnu	4. XII	23. I	Kartal Kireçburnu Kocaeli	15. V	Uludağ Bursa	28. III

Denizlerimizde Kaydedilen Ortalama Sıcaklık Değerleri C°

<u>İstasyonlar</u>	<u>Rasat Yılı</u>	<u>I</u>	<u>II</u>	<u>III</u>	<u>IV</u>	<u>V</u>	<u>VI</u>	<u>VII</u>	<u>VIII</u>	<u>IX</u>	<u>X</u>	<u>XI</u>	<u>XII</u>	<u>YILLIK</u>
Hopa	3	10.4	9.3	8.7	10.4	14.6	21.4	23.9	24.1	22.7	19.1	15.1	13.5	16.1
Trabzon	14	10.6	9.3	8.9	10.2	14.1	20.1	24.1	25.2	23.6	19.9	16.4	12.7	16.2
Giresun	14	10.0	8.7	8.4	10.2	14.5	20.1	23.9	24.9	23.0	19.5	16.0	12.3	16.0
Samsun	24	8.4	7.8	8.1	10.9	15.4	20.6	24.1	25.0	22.2	18.6	15.1	11.0	15.6
Sinop	2	9.0	7.4	7.3	8.5	12.1	19.2	23.2	22.9	20.4	18.6	14.2	11.0	14.5
Kd. Ereğlisi	11	8.7	6.9	7.3	9.7	14.7	19.7	22.0	22.6	20.6	18.2	14.8	11.0	14.5
Kumköy	11	7.6	6.1	6.0	9.0	14.0	19.9	22.6	23.2	21.4	18.0	14.2	10.3	14.4
Florya	26	8.1	7.4	8.2	10.9	15.4	20.3	22.8	23.2	20.8	17.2	13.8	10.2	14.9
Dikili	3	13.8	13.8	13.4	15.2	17.7	22.0	23.1	22.5	21.2	19.4	17.6	15.7	18.0
Çanakkale	15	9.3	8.3	8.4	10.7	15.2	19.9	22.9	23.8	22.0	18.5	15.1	12.0	15.5
Yassıda	8	10.1	8.3	8.0	10.0	13.1	17.9	20.7	22.1	20.1	18.0	15.7	12.1	14.7
İzmir G.Yalı	26	11.2	10.8	11.9	15.4	20.0	24.4	26.1	26.3	24.3	20.9	17.2	13.3	18.5
Bodrum	13	16.5	15.8	16.0	17.4	19.5	21.6	22.6	23.9	24.0	22.0	20.1	18.0	19.8
Fethiye	13	16.9	16.3	16.9	19.0	22.1	24.8	27.2	28.3	27.0	24.3	21.3	18.5	21.9
Antalya	14	17.6	16.6	16.7	17.9	20.6	23.8	26.3	27.6	26.7	24.4	21.6	19.3	21.6
Alanya	1	17.8	16.8	16.4	18.6	20.9	24.3	28.4	29.3	27.6	24.9	21.7	17.9	22.0
İskenderun	20	16.1	16.0	16.5	18.8	22.4	26.0	28.5	29.4	28.5	25.3	21.9	18.3	22.3

DENİZLERİMİZDE KAYDEDİLEN MAKSİMUM (Üst satır) VE MİNİMUM

(Alt satır) SICAKLIK DEĞERLERİ GETVELİ :

İstasyonun A d ı	Rasat Yılları	A Y L A R												YILLIK
		I	II	III	IV	V	VI	VII	VIII	IX	X	XI	XII	
ALANYA	4	19.6	18.0	18.0	19.8	23.3	27.7	29.7	30.3	29.8	27.0	24.4	21.5	30.3
		11.6	13.4	14.0	16.5	18.2	21.7	24.8	25.0	24.3	20.5	18.4	15.0	11.6
ANTALYA	14	20.2	19.0	18.6	20.5	25.4	27.6	31.1	30.4	29.8	27.6	25.4	22.7	31.1
		10.0	10.0	14.8	15.2	17.8	18.0	21.5	25.3	23.5	20.0	18.5	16.0	10.0
BODRUM	16	19.5	18.5	19.4	21.0	25.0	29.9	28.9	31.2	27.4	25.6	22.5	20.5	31.2
		7.0	11.0	12.5	12.0	14.0	18.0	17.6	20.5	19.5	17.7	14.6	13.5	7.0
ÇANAKKALE	15	13.8	15.3	12.8	15.1	19.5	25.2	25.9	25.6	24.9	22.5	19.0	15.5	25.9
		0.3	0.6	5.0	7.5	11.6	16.3	20.0	21.0	17.2	14.4	9.8	7.0	0.3
DİKLİ	4	15.5	15.2	15.0	17.5	22.8	24.6	26.0	24.5	23.5	21.5	19.5	18.0	26.0
		11.0	12.0	12.0	13.0	15.0	17.8	20.0	19.0	19.0	17.0	14.9	13.0	11.0
FETHİYE	16	20.5	18.7	19.5	22.4	27.0	28.5	30.1	30.7	29.9	27.5	25.2	21.6	30.7
		12.5	12.0	14.5	16.2	17.8	21.6	24.8	25.8	24.0	20.3	18.0	15.1	12.0
FLORYA	25	16.8	14.2	19.6	19.9	25.5	27.0	28.9	28.0	31.8	24.0	23.0	17.2	31.8
		0.1	0.5	3.2	1.5	2.3	14.0	16.0	17.0	10.5	7.7	3.4	0.2	0.1
GİRESUN	16	13.3	11.3	11.6	14.5	20.7	25.5	26.4	27.3	26.3	23.9	20.5	19.2	27.3
		2.5	5.2	6.0	6.4	9.8	15.2	20.5	21.6	18.5	13.6	10.8	5.0	2.5
HOPA	4	13.7	11.5	10.0	13.0	20.0	24.4	25.7	26.7	24.7	22.5	18.5	17.0	26.7
		6.2	6.1	4.0	8.1	10.5	17.7	21.2	22.5	19.8	13.0	11.8	8.7	4.0
İSKENDERUN	24	22.2	19.0	19.8	24.0	26.7	29.8	31.5	33.0	31.0	32.0	26.2	25.5	33.0
		7.8	11.5	10.8	14.4	18.3	20.0	25.3	26.0	24.0	12.5	13.0	13.3	7.8
İZMİR (G.Y.)	26	14.9	14.4	17.0	20.4	25.1	27.8	28.5	28.3	27.2	24.5	21.7	17.4	28.5
		5.4	5.5	7.8	8.4	15.1	19.7	23.2	21.1	20.5	16.5	10.8	6.7	5.4
KD. EREĞLİSİ	13	12.5	9.5	10.5	17.0	21.0	26.5	25.5	25.5	25.0	22.5	18.5	14.5	26.5
		3.5	1.5	2.0	5.5	8.5	9.0	11.5	10.5	9.0	9.0	9.5	6.5	1.5
KUMKÖY	15	15.0	10.1	9.9	15.0	20.1	24.8	26.2	26.2	25.3	22.8	18.5	15.0	26.2
		3.0	1.0	1.2	4.8	7.0	14.0	15.0	10.5	12.2	11.9	8.0	5.4	1.0
SAMSUN	26	12.6	11.3	14.0	16.5	21.5	24.9	27.8	29.6	26.6	23.4	19.9	17.0	27.6
		4.0	3.5	3.0	6.0	10.1	15.2	19.8	21.3	17.2	12.5	6.6	5.0	3.0
SİNOP	4	11.0	9.9	8.5	12.9	16.4	23.3	24.8	24.8	22.5	21.4	18.2	16.5	24.8
		7.0	6.0	5.8	6.5	9.3	14.0	20.0	20.1	19.0	15.0	10.6	9.8	5.8
TRABZON	14	13.7	11.5	11.0	13.4	20.0	25.4	26.9	27.5	26.9	24.6	21.2	17.6	27.5
		7.4	6.2	6.0	7.4	9.1	12.0	20.1	22.5	18.5	15.1	11.5	8.5	6.0
YASSIADA	9	12.8	10.4	11.0	13.9	16.8	21.5	24.5	26.2	24.3	21.2	19.2	16.7	26.2
		6.8	3.8	5.7	7.0	8.7	13.4	17.6	17.6	17.0	13.5	7.2	8.0	3.8

NOT : Deniz suyu sıcaklığına ait ortalama ve ekstrem kıymetler deniz yüzünden 50 cm. derinlikte özel termometrelerle, sabah rasatlarına (06, 30-09, 06) Florya'nın 1940-1952 yıllarına ait rasat değerleri ise, 07-14-21 de yapılan rasatlara dayanmaktadır.

ORTALAMA NİSBE NEM (o/o)

İstasyon A d ı	Rasat Yılı	YILLIK												
		A			Y			L			A			R
		I	II	III	IV	V	VI	VII	VIII	IX	X	XI	XII	
Adana	37	67	68	65	69	68	66	68	67	62	61	63	67	65
Adapazarı	10	78	77	76	72	72	69	70	69	75	76	74	74	74
Adıyaman	3	69	75	61	53	48	30	22	21	27	39	53	66	47
Afyon	37	78	75	68	62	60	56	48	46	53	62	73	79	63
Akhisar	29	79	75	69	64	61	52	48	50	55	67	78	80	65
Akşehir	18	75	72	67	60	58	55	49	45	50	64	69	76	62
Alanya	13	68	68	68	71	74	71	72	72	69	67	70	70	70
Alpaslan	8	75	76	77	69	63	57	45	41	45	57	73	80	63
Alpullu	21	86	82	78	73	72	67	61	61	68	75	83	86	74
Amasya	5	74	73	66	64	64	61	58	60	62	71	75	76	67
Anamur	18	67	67	64	65	67	64	60	59	58	58	64	68	64
Ankara	40	78	75	66	57	57	50	42	40	46	56	70	79	60
Antakya	26	76	73	69	68	66	67	69	68	65	64	68	76	69
Antalya	36	69	68	65	67	69	62	58	60	58	62	67	70	64
Ardahan	5	66	66	74	74	71	72	73	70	68	70	72	78	71
Artvin	17	63	64	61	61	63	68	70	69	69	66	65	63	65
Aydın	26	77	73	68	64	61	52	47	48	54	65	74	78	63
Balıkesir	28	81	78	73	68	63	58	54	55	61	69	78	82	68
Bandırma	16	82	80	79	75	76	71	67	67	70	75	80	81	76
Batman	3	81	79	70	71	61	40	28	25	29	50	71	79	57
Bergama	3	80	81	77	73	69	59	53	56	60	67	75	78	69
Beyşehir	14	74	75	67	61	60	54	47	45	52	64	74	77	63
Bilecik	28	77	74	70	64	65	62	57	57	61	66	70	76	67
Bodrum	28	73	70	66	66	64	56	51	52	57	66	71	73	64
Bolu	36	79	77	73	71	73	73	68	67	71	74	73	79	74
Bozkurt	5	71	73	72	72	75	70	63	66	68	72	68	69	71
Burdur	29	75	72	64	55	54	47	38	37	43	55	68	76	57
Bursa	37	76	74	72	70	70	63	58	59	66	72	75	75	69
Ceylanpınar	9	72	67	63	59	45	31	28	28	34	39	57	65	49
Çanakkale	33	78	75	74	72	71	64	59	59	65	72	77	79	70
Çankırı	20	78	75	67	61	61	57	50	51	58	66	72	80	65
Çiçekdağ	8	81	76	69	62	60	53	43	42	49	56	65	79	61
Çorlu	21	86	84	79	73	72	69	65	67	73	76	83	87	76
Çorum	37	77	75	69	63	63	59	53	53	57	62	72	79	65
Çumra	8	83	82	75	67	63	59	50	52	60	68	75	83	68
Dalaman	8	76	75	75	75	73	63	61	62	66	72	78	82	72
Denizli	12	72	69	65	61	60	49	42	41	48	55	66	73	59
Dikili	25	74	70	69	71	70	63	58	61	65	71	75	74	68
Dil (İğdir)	8	72	64	59	56	50	47	44	47	51	60	68	73	57
Diyarbakır	34	77	72	65	61	54	34	25	24	28	45	67	76	52
Dört Yol	37	62	63	60	63	62	64	67	64	57	55	56	62	61
Edirne	37	81	77	73	68	68	64	57	56	63	73	81	83	70
Elâzığ	28	78	74	66	55	46	34	28	28	33	49	68	79	53
Elmalı	6	70	69	59	53	53	45	38	37	41	52	62	73	54
Ereğli	3	76	74	76	72	74	65	67	65	72	73	74	75	72
Erzincan	32	71	70	66	58	55	50	44	42	45	57	69	71	58
Erzurum	36	73	73	71	63	58	54	50	46	48	59	71	74	62
Esenboğa	10	80	79	72	62	66	59	47	47	54	61	72	82	65
Eskişehir	37	82	78	71	63	64	60	54	54	60	66	75	82	68
Eskişehir S.Z.	9	76	75	69	63	63	59	52	53	59	64	71	78	65
Etimesgut	13	73	74	66	61	60	55	46	45	50	57	73	77	61
Fethiye	24	74	69	68	67	66	60	57	59	62	70	76	76	67
Florya	29	80	79	77	76	77	72	68	69	73	77	79	80	76
Gaziantep	26	80	76	70	63	54	44	39	39	45	57	71	79	60
Giresun	32	72	74	77	79	82	79	78	79	80	80	76	71	77
Göztepe	37	80	79	76	74	74	70	70	70	74	77	79	80	75
Hakkari	5	70	75	68	67	54	42	38	36	38	52	64	73	56
Hopa	4	62	62	67	73	78	77	82	82	82	77	66	58	72
İğdir	21	73	69	64	62	60	57	54	56	61	70	75	77	65

ORTALAMA NİSBE NEM (o/o)

- 2 -

İstasyon A d ı	Rasat Yılı	YILLIK												
		I	II	III	IV	V	VI	VII	VIII	IX	X	XI	XII	
İnebolu	15	72	74	76	78	81	76	73	73	74	76	75	72	75
İskenderun	26	59	52	61	65	68	69	70	68	64	60	59	59	64
İslâhiye	28	75	71	65	60	55	50	50	49	48	50	62	73	59
İsparta	36	77	74	66	60	60	52	45	44	50	62	71	77	62
İzmir	37	71	69	65	62	60	52	48	49	55	64	70	71	61
Karaköse	23	76	76	78	73	66	61	54	50	53	64	74	76	67
Karaman	6	78	80	72	65	63	53	49	47	54	54	72	76	65
Kars	29	67	69	72	69	67	66	63	59	59	66	75	71	67
Kartal	8	77	74	74	71	71	67	64	66	68	71	73	72	71
Kastamonu	36	80	76	69	65	66	64	58	58	65	71	78	82	70
Kayseri	32	76	75	70	63	61	56	49	48	54	65	73	77	64
Kırşehir	36	78	75	68	61	59	53	47	47	52	61	72	78	63
Kızılcahamam	4	76	75	67	65	66	66	53	48	56	66	71	75	65
Kilis	6	73	71	59	58	49	44	44	42	45	46	58	69	55
Kireçburnu	16	81	81	81	79	80	78	77	75	76	78	79	82	79
Kocaeli	25	76	76	72	70	69	67	67	67	70	74	75	76	72
Konuklar	9	73	73	66	59	59	53	41	38	49	57	65	70	58
Konya	36	78	74	64	57	56	50	41	39	46	58	71	80	60
Köyceğiz	3	75	75	72	68	73	67	59	63	67	71	77	76	70
Kumköy	15	82	80	82	81	81	80	77	76	75	77	79	81	79
Kuşadası	16	73	71	69	70	71	67	64	68	70	71	73	73	70
Kütahya	37	79	76	69	64	65	62	57	56	61	67	75	79	68
Lüleburgaz	30	83	82	76	69	69	64	57	58	55	73	80	83	71
Malatya	33	77	73	62	52	47	37	31	29	33	49	68	78	53
Manisa	35	77	73	67	62	58	49	44	44	51	62	74	78	61
Maraş	6	69	75	62	59	58	49	47	45	44	47	55	71	57
Mardin	24	75	68	64	58	46	34	31	33	37	46	59	69	52
Marmaris	3	71	72	70	67	69	58	50	53	58	63	75	73	55
Kenemen	5	70	71	69	67	62	52	49	53	58	64	72	70	63
Merzifon	28	76	74	68	61	61	58	55	56	59	63	71	77	65
Mersin	27	73	73	70	72	73	74	75	73	68	65	69	72	72
Nesudiye	4	71	70	68	68	68	69	66	69	67	71	72	71	69
Niğde	3	70	73	68	63	65	51	45	49	57	60	71	72	62
Kuşla	31	79	74	68	62	58	46	38	39	46	60	75	79	61
Nazilli	9	81	82	78	72	65	55	52	54	61	69	76	81	69
Nevşehir	6	71	72	65	60	54	52	43	42	48	55	59	69	58
Niğde	31	70	67	61	55	52	45	39	38	44	54	64	70	55
Osmaniye	9	72	68	66	67	68	66	66	65	63	68	71	72	67
Ödemiş	14	75	74	68	64	59	50	45	46	54	64	73	76	63
Rize	37	73	74	76	78	81	79	81	82	82	80	77	72	78
Samsun	37	68	70	74	76	78	74	72	72	73	73	70	66	72
Sarı	26	77	69	65	59	52	36	30	29	34	47	64	72	53
Silif ke	14	64	69	64	68	71	69	72	69	62	60	64	64	66
Simav	6	74	77	70	67	66	63	57	54	59	69	72	77	67
Sinop	29	77	78	79	82	83	81	79	79	79	80	79	76	79
Sivas	36	77	77	72	64	61	58	53	52	54	61	72	77	65
Sile	27	75	75	74	76	79	77	75	73	73	74	75	75	75
Sarsus	12	68	70	67	69	69	69	72	70	63	59	62	68	67
Tekirdağ	26	81	78	76	74	75	70	65	65	70	75	81	82	74
Tarabzon	34	69	71	75	76	73	77	75	74	75	74	72	68	74
Tokat	9	69	67	65	60	65	61	58	58	60	66	72	72	64
Ulaş (D.Ü.Ç.)	6	75	72	73	67	60	55	47	43	49	57	63	73	64
Uludağ	3	77	82	77	69	73	71	57	57	60	71	74	76	70
Ulukışla	41	83	82	75	68	63	54	44	48	52	64	74	79	66
Urfa	33	71	67	60	53	42	30	26	28	32	41	57	68	48
Uşak	34	78	76	70	64	62	56	47	45	52	62	73	78	63
Van	26	70	71	70	64	57	51	44	41	42	58	67	69	59
Yalova	20	75	76	76	75	76	74	73	73	75	76	76	75	75
Yenişehir	9	78	74	72	67	67	58	58	57	62	70	75	78	68
Yeşilköy	7	81	79	79	78	78	74	68	70	73	78	79	81	77
Yozgat	28	77	76	72	64	62	60	55	53	56	62	72	78	66
Zonguldak	29	75	74	74	76	78	77	77	76	77	77	76	73	76

Ortalama Nisbi Nem Bekirından (o/o)

<u>Aylar</u>	<u>Yüksək Değeri</u>	<u>İstasyon Adı</u>	<u>Aylar</u>	<u>Düşük Değeri</u>	<u>İstasyon Adı</u>
I	86	Alpullu	I	59	İskenderun
II	84	Çorlu	II	62	İskenderun
III	82	Kumköy	III	59	Dİl-Elmalı-Kilis
IV	82	Sinop	IV	52	Malatya
V	83	Sinop	V	42	Urfa
VI	81	"	VI	30	Adıyaman-Urfa
VII	82	Hopa	VII	32	Adıyaman
VIII	82	Hopa-Rize	VIII	21	"
IX	82	Hopa-Rize	IX	27	Adıyaman-G.Pınar
X	80	Giresun-Rize	X	39	Adıyaman
XI	85	Amasya-Çorlu	XI	53	Adıyaman
XII	87	Çorlu	XII	58	Hopa
YILLIK	79	Kireğirli-Kumköy- Sinop	YILLIK	47	Adıyaman

YÜKSİK DEĞER

Alpullu	86
Çorlu	84
Kumköy	82
Sinop	82
Sinop	83
Sinop	81
Hopa	82
Hopa-Rize	82
Hopa-Rize	82
Giresun-Rize	80
Amasya-Çorlu	83
Çorlu	87

DÜŞÜK DEĞER

İskenderun	59
İskenderun	62
Dİl-Elmalı-Kilis	59
Malatya	52
Urfa	42
Adıyaman-Urfa	30
Adıyaman	22
Adıyaman	21
Adıyaman	27
Adıyaman G.Pınar	39
Adıyaman	53
Hopa	58

ORTALAMA BULUTLULUK (0-10)

İstasyon A d 1	Rasat Yılı	A		Y			L		A		R		YILLİK	
		I	II	III	IV	V	VI	VII	VIII	IX	X	XI		XII
Adana	37	5.6	5.7	5.2	5.1	4.5	3.0	2.7	2.1	2.0	3.3	4.4	5.4	4.1
Adapazara	10	7.1	7.6	7.4	6.7	5.9	4.8	3.6	3.0	4.2	5.5	6.5	7.4	5.8
Adıyaman	3	5.7	7.5	5.7	5.4	4.4	2.4	0.7	0.4	1.5	3.4	3.7	5.7	3.9
Afyon	37	6.7	6.5	5.9	5.5	5.1	3.4	1.9	1.5	2.4	3.9	5.4	6.7	4.6
Akhisar	29	6.5	6.0	5.1	5.0	4.6	2.7	1.1	1.0	1.8	3.7	5.4	6.2	4.2
Akşehir	20	6.6	6.6	6.3	5.5	5.4	3.7	2.2	1.7	2.7	4.7	5.3	6.7	4.8
Alanya	13	6.0	5.7	5.1	4.6	3.8	2.2	1.7	1.5	1.8	3.0	4.4	5.7	3.9
Alpaslan	8	6.6	7.2	6.8	5.4	4.3	2.6	1.6	1.3	1.5	3.2	5.2	7.1	4.3
Alpullu	21	7.7	7.2	6.8	6.0	5.7	4.7	3.3	3.0	4.0	5.7	7.2	7.8	5.8
Anasaya	5	6.0	6.9	6.2	5.2	4.7	3.6	2.3	2.0	2.9	3.7	5.1	6.8	4.6
Anamur	18	5.8	5.4	4.8	4.0	3.1	1.6	1.2	1.1	1.3	2.9	4.3	5.8	3.5
Ankara	40	6.9	6.9	6.1	5.7	5.3	3.8	2.2	1.8	2.6	4.0	5.4	7.1	4.8
Antakya	26	6.6	6.0	5.5	4.5	3.5	1.5	1.1	1.1	1.6	3.2	4.9	6.2	3.8
Antalya	36	5.8	5.6	5.2	4.8	4.5	2.5	1.4	1.3	1.6	3.6	4.8	5.8	3.9
Ardahan	5	5.2	5.6	5.9	5.8	5.3	4.9	4.6	3.8	3.4	3.8	4.9	6.1	4.9
Artvin	17	6.2	6.4	6.5	6.3	5.8	5.4	5.9	5.3	4.9	4.9	5.7	5.7	5.8
Avdan	26	6.4	5.9	5.5	4.6	4.2	2.1	0.8	0.7	1.5	3.7	5.3	6.2	3.9
Balıkesir	28	7.5	7.1	6.7	5.7	5.1	3.5	1.9	1.8	2.8	4.8	6.5	7.3	5.1
Bandırma	16	7.6	7.2	7.0	5.9	5.2	3.7	2.3	2.2	3.3	5.0	5.7	7.3	5.3
Batman	3	5.6	6.5	5.4	5.5	4.0	2.3	1.0	0.7	1.4	2.9	4.3	6.0	3.8
Bergama	3	4.9	5.7	4.7	4.2	4.0	2.3	1.2	1.0	1.9	2.5	4.6	5.6	3.6
Beyşehir	14	6.2	6.4	5.5	5.3	4.5	3.0	1.8	1.5	2.1	3.8	5.1	6.8	4.4
Bilecik	28	7.0	7.1	6.8	5.8	5.4	4.0	2.4	2.1	2.1	4.8	6.1	6.8	5.2
Bodrum	28	5.8	5.1	4.7	3.9	3.2	1.2	0.2	0.2	0.9	3.1	4.6	5.6	3.2
Bolu	37	7.2	7.3	6.9	6.2	5.9	4.7	3.6	3.2	4.2	5.3	6.4	7.0	5.7
Bozkurt	5	6.8	8.1	7.1	6.5	5.2	4.7	3.5	3.4	4.1	5.3	5.2	7.3	3.8
Burdur	29	6.5	5.9	5.7	5.2	4.7	2.8	1.3	1.1	1.7	3.4	5.0	6.2	4.2
Bursa	37	7.1	7.1	6.6	5.8	5.1	3.4	2.1	2.0	2.8	4.6	6.2	6.7	5.0
Ceylanpınar	9	5.7	5.5	5.5	4.9	3.7	1.5	0.5	0.6	0.8	2.8	4.2	5.5	3.5
Çanakkale	35	7.2	6.5	6.0	4.8	4.4	2.9	1.5	1.5	2.6	4.5	6.2	7.0	4.5
Çankırı	21	6.9	6.8	6.1	5.6	5.4	3.9	2.2	2.0	2.9	3.8	5.2	7.2	4.8
Çiçekdağ	8	6.5	6.9	6.7	5.9	4.7	3.6	2.0	1.4	2.1	3.2	4.4	6.7	4.5
Çorlu	21	7.2	6.8	6.5	5.3	5.1	3.7	2.3	2.2	3.0	5.0	6.4	7.4	5.1
Çorum	37	7.4	7.3	6.7	6.1	5.6	4.3	2.9	2.7	3.5	4.6	6.0	7.2	5.4
Çumra	8	6.3	6.4	6.1	5.4	4.7	3.4	1.8	0.9	2.0	3.4	4.6	6.4	4.5
Dalaman	8	5.1	4.4	4.7	4.2	3.3	1.7	0.6	0.4	1.3	2.9	4.1	5.7	3.2
Denizli	10	5.8	5.7	5.7	5.2	4.5	2.7	1.1	0.7	1.7	3.2	4.4	5.9	3.9
Dikili	25	6.0	5.5	5.3	4.2	3.6	1.9	0.7	0.8	1.5	3.4	5.1	5.6	3.6
Dil (İğdır)	8	5.7	5.2	5.8	5.9	4.7	3.7	2.9	2.6	2.6	3.9	4.9	6.1	4.5
Diyarbakır	37	6.1	6.1	5.6	5.5	4.4	2.0	1.2	0.9	1.3	3.3	5.0	5.8	3.9
Dört Yol	37	5.4	5.5	5.1	4.8	4.1	3.2	3.6	3.3	2.6	3.1	4.1	5.1	4.2
Edirne	37	7.1	6.6	6.3	5.6	5.5	4.4	3.0	2.6	3.3	5.1	6.7	7.2	5.3
Elâzığ	28	6.8	6.7	6.2	5.8	4.8	2.4	1.2	0.9	1.4	3.5	5.2	6.7	4.3
Elmalı	7	5.4	5.3	4.7	4.4	4.1	2.7	1.4	1.7	1.6	3.2	3.8	5.6	3.7
Ereğli	3	7.0	8.1	7.5	6.8	6.4	4.1	3.5	3.2	3.7	4.2	5.8	7.4	5.6
Erzincan	33	6.7	6.8	6.4	6.1	5.4	3.6	2.3	1.8	2.6	4.1	5.6	6.2	4.8
Erzurum	37	6.4	6.5	6.3	6.2	5.8	4.3	3.5	2.8	3.0	4.4	5.5	5.9	5.1
Esenboğa	10	6.8	7.4	6.7	6.0	5.9	4.6	2.6	1.8	3.0	3.8	5.2	7.3	5.1
Eskişehir	37	7.4	7.3	6.5	5.9	5.5	3.8	2.3	1.9	2.9	4.5	6.1	7.3	5.1
E.Şehir S.Z.	9	6.6	7.3	6.7	5.9	5.2	4.0	2.2	1.6	2.9	3.9	5.6	7.7	5.0
Etimesgut	10	6.3	7.4	5.8	5.8	5.5	3.8	2.3	1.6	2.4	3.7	5.8	7.3	4.8
Fethiye	24	5.8	5.1	4.8	4.0	3.6	1.7	0.7	0.6	1.2	3.2	4.5	5.4	3.4
Florya	29	7.3	7.7	6.6	5.7	4.9	3.6	2.4	2.3	3.5	5.0	6.5	7.2	5.2
Gaziantep	26	6.2	5.8	5.4	4.6	3.6	1.5	0.6	0.6	1.1	2.9	4.6	5.9	3.5
Giresun	33	7.2	7.5	7.4	7.2	6.5	5.2	5.6	5.6	5.8	5.9	6.5	6.8	6.4
Göztepe	37	7.6	7.3	6.7	5.8	5.2	3.8	2.6	2.5	3.7	5.1	6.8	7.3	5.4
Hakkari	5	4.8	5.6	4.9	5.7	4.0	2.2	1.0	1.5	1.2	3.3	3.5	5.1	3.6
Hopa	4	6.4	6.4	7.0	7.3	5.9	5.8	7.3	5.8	5.2	5.0	5.7	6.6	6.2
İğdir	21	6.1	6.0	6.1	5.9	5.4	3.9	3.2	2.2	2.3	4.1	5.2	6.0	4.7

ORTALAMA SULU TLULUK (0-10)

(2)

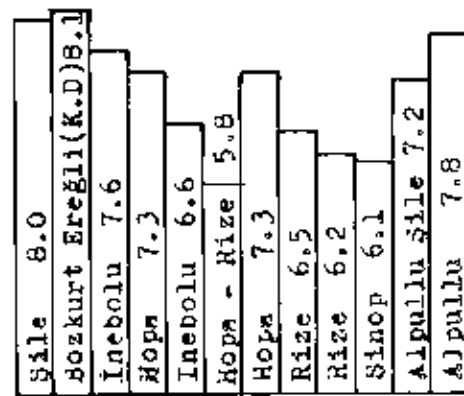
İstasyon A d ı	Rasat Yılı	A												YILLIK
		I	II	III	IV	V	VI	VII	VIII	IX	X	XI	XII	
İnebolu	15	7.4	8.0	7.6	7.1	6.6	4.6	3.4	3.4	4.4	5.6	6.8	7.3	6.0
İskenderun	26	6.0	5.8	5.6	5.0	4.5	3.4	3.6	3.3	3.0	3.4	4.5	5.6	4.5
İslâhiye	28	6.4	5.9	5.5	4.8	3.8	1.9	1.2	1.2	1.7	0.2	4.7	6.2	3.9
İsparta	37	6.3	6.1	5.8	5.5	5.1	3.1	1.6	1.5	2.1	3.7	5.0	6.2	4.3
İzmir	37	6.1	5.7	5.4	4.7	4.1	2.0	0.7	0.7	1.6	3.6	5.1	5.8	3.8
Karaköse	24	7.1	6.8	6.5	5.9	5.3	3.5	2.7	2.2	2.3	4.2	5.3	6.5	4.9
Karman	7	6.2	6.8	5.6	5.1	4.1	2.8	1.6	0.9	1.9	3.4	4.4	6.0	4.0
Kars	32	6.2	6.0	5.9	6.0	5.9	4.7	3.9	3.1	3.2	4.5	5.6	5.8	5.1
Kartal	8	7.8	7.1	7.1	6.0	5.7	4.4	2.8	2.7	3.6	5.4	7.1	6.9	5.6
Kastamonu	36	7.6	7.5	7.0	6.5	6.1	4.9	3.3	3.0	4.0	5.2	6.6	7.7	5.8
Kayseri	32	6.4	6.6	6.4	6.0	5.4	3.6	1.9	1.6	2.3	4.0	5.3	6.4	4.7
Kırşehir	36	6.5	6.7	6.1	5.7	5.1	3.3	1.7	1.4	2.2	3.7	5.2	6.5	4.5
K.Hamam	4	6.6	7.0	5.6	5.1	4.8	3.7	2.4	1.5	3.1	4.5	4.8	7.2	4.7
Kilis	6	5.8	6.4	5.0	4.6	3.0	1.3	0.3	0.4	1.0	2.6	3.7	6.0	3.3
Kireçburnu	16	7.6	7.5	7.2	6.2	5.3	4.2	3.3	3.1	4.3	5.5	6.7	7.5	5.7
Kocaeli	25	7.4	7.5	6.8	6.0	5.5	4.2	3.5	3.4	4.2	5.7	6.6	7.3	5.7
Konuklar	9	6.2	6.3	6.3	5.6	4.9	3.7	2.1	1.3	2.4	3.8	4.5	6.3	4.4
Konya	37	6.8	6.4	5.9	5.4	5.1	3.3	1.7	1.4	2.2	4.0	5.3	6.7	4.5
Köyceğiz	3	5.8	6.6	5.5	4.0	4.4	2.1	0.5	0.3	1.4	3.3	4.2	5.9	3.7
Kumköy	15	7.6	7.6	7.2	6.5	5.9	4.5	3.4	3.2	4.4	5.6	7.0	7.5	5.9
Kuşadası	16	5.8	5.1	5.0	3.9	3.6	1.7	0.5	0.7	1.4	3.3	4.8	5.4	3.4
Kütahya	37	6.9	6.9	6.3	5.6	5.3	3.7	2.3	1.9	2.9	4.4	5.9	6.8	4.9
Lüleburgaz	30	7.2	6.6	6.2	5.3	4.8	3.5	2.2	1.9	2.9	4.9	6.3	7.1	4.9
Malatya	36	6.6	6.7	5.8	5.5	4.5	2.4	1.1	1.0	1.6	3.4	5.3	6.6	4.2
Manisa	36	6.8	6.3	5.9	5.1	4.7	2.8	1.3	1.1	2.1	4.0	5.7	6.5	4.2
Maraş	7	6.0	7.1	6.2	5.2	4.6	2.5	0.7	1.0	1.8	3.3	4.5	6.4	4.1
Mardin	26	6.1	5.8	5.7	5.0	3.9	1.3	0.7	0.8	1.1	3.3	4.6	5.8	3.7
Marmaris	3	5.4	6.1	5.3	3.5	3.9	5.0	0.3	0.2	1.3	2.9	3.9	5.3	3.6
Menemen	5	6.1	6.6	6.1	4.4	4.3	1.8	0.5	0.6	1.6	3.6	5.5	6.4	3.9
Merzifon	30	7.4	7.2	6.9	6.1	5.7	4.2	2.9	2.6	3.3	4.5	5.9	6.8	5.3
Mersin	27	5.9	5.5	5.3	4.8	4.3	3.0	2.5	2.0	1.9	3.3	4.5	5.7	4.0
Mesudiye	4	6.3	6.9	6.9	6.9	6.1	5.3	4.1	3.6	4.2	5.4	5.7	7.1	5.7
Milâs	3	5.6	6.9	5.5	4.8	4.5	2.1	0.8	0.6	1.9	3.3	4.6	5.7	3.9
Muğla	31	6.5	5.9	5.3	4.6	4.0	1.9	0.8	0.8	1.4	3.6	5.1	6.2	3.9
Nazilli	9	5.6	5.2	5.2	4.7	4.1	2.1	0.9	0.5	1.5	3.2	4.7	5.9	3.6
Nevşehir	6	5.9	7.2	6.7	6.2	5.2	3.8	1.8	1.4	2.0	3.7	5.0	6.4	4.6
Niğde	31	5.8	6.0	5.6	5.1	4.5	2.7	1.3	1.2	1.7	3.4	4.7	5.8	4.0
Osmaniye	9	5.8	5.4	5.7	5.1	4.5	3.0	2.7	2.3	2.1	3.7	4.6	5.3	4.2
Ödemiş	14	6.4	6.5	6.1	5.3	5.0	3.7	2.3	2.4	3.2	4.8	5.8	6.9	4.9
Rize	37	6.8	7.1	7.0	6.9	6.5	5.8	6.6	6.5	6.2	5.7	6.3	6.5	6.5
Samsun	37	7.1	7.6	7.3	7.0	6.3	4.4	4.0	4.0	4.9	5.6	6.1	6.9	5.9
Siirt	26	6.2	4.4	6.1	5.5	4.3	1.8	1.2	0.9	1.2	3.3	4.8	5.8	3.9
Silifke	21	5.4	5.5	4.6	4.1	3.5	2.0	1.5	1.3	1.5	2.9	4.1	5.4	3.5
Sivas	6	5.9	7.2	6.5	6.0	5.5	4.4	2.7	2.1	3.1	4.2	5.4	6.8	5.0
Sinop	29	7.7	8.0	7.5	7.0	6.5	4.8	3.5	3.6	4.8	6.1	7.0	7.3	6.1
Sivas	36	7.1	7.1	6.4	6.0	5.4	3.7	2.0	1.7	2.4	4.2	5.6	6.6	4.9
Şile	27	8.0	7.6	7.4	6.7	6.1	4.5	3.3	3.4	4.6	6.0	7.2	7.6	6.1
Tarsus	13	4.7	4.9	4.1	3.8	2.7	2.0	1.6	1.1	1.3	2.0	3.0	4.4	3.0
Tekirdağ	27	7.6	7.2	6.9	5.8	5.5	4.0	2.3	2.3	3.4	5.4	7.0	7.4	5.4
Trabzon	34	6.9	7.2	7.1	6.9	6.5	5.5	6.0	5.9	6.0	5.5	6.4	6.5	6.4
Tokat	11	6.8	7.0	6.7	5.9	5.3	3.6	3.0	2.7	3.2	4.6	5.7	6.8	2.1
Ulaş D.Ü.Ç.	6	7.8	7.2	7.7	7.3	6.8	5.6	3.7	2.3	3.9	5.4	6.5	7.3	6.0
Uludağ	5	6.3	7.4	6.1	5.1	5.4	4.1	2.1	1.9	3.1	4.6	5.8	6.6	4.9
Ulukışla	24	6.4	6.2	6.2	5.6	5.2	3.3	1.7	1.4	2.0	3.8	5.0	6.2	4.4
Urfa	34	5.8	5.6	5.1	4.5	3.4	1.3	0.6	0.6	1.0	2.8	4.5	5.5	3.4
Uşak	34	6.4	6.3	6.0	5.4	5.1	3.2	1.5	1.3	2.1	3.8	5.4	6.1	4.4
Van	26	5.7	5.6	5.9	5.4	4.5	2.5	1.8	1.6	1.4	3.6	4.8	5.1	4.0
Yalova	20	7.2	7.3	6.5	6.0	5.2	3.8	3.1	2.8	3.8	4.9	6.1	7.3	5.3

ORTALAMA BULUTLULUK (0-10)
(3)

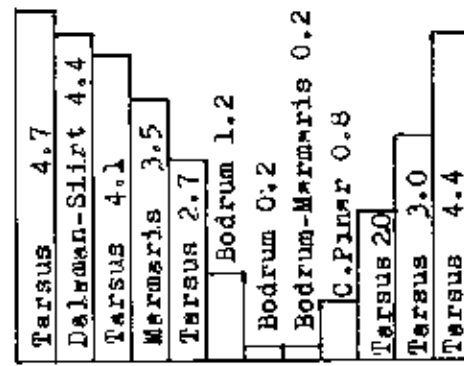
İstasyon Adı	Rasat Yılı	A			Y			L			R			YILLIK
		I	II	III	IV	V	VI	VII	VIII	IX	X	XI	XII	
Yenişehir	9	7.6	7.1	6.7	5.6	5.4	3.9	2.6	2.3	3.3	5.9	7.1	7.1	5.4
Yeşilköy	7	7.4	7.0	4.9	5.7	5.5	4.6	2.3	2.5	3.7	5.4	6.9	7.4	5.5
Yozgat	29	6.6	6.8	6.3	5.7	5.1	3.7	2.0	1.6	2.6	3.8	5.3	6.5	4.7
Zonguldak	29	7.6	7.6	7.1	6.6	5.8	4.2	3.1	3.0	3.9	5.4	6.5	7.3	5.7

Ortalama Bulutluluk Bakımından (0-10)

Aylar	Yüksek Değer	İstasyon Adı	Aylar	Düşük Değer	İstasyon Adı
I	8.0	Şile	I	4.7	Tarsus
II	8.1	Bozkurt-Ereğli (K.D.)	II	4.4	Dalaman-Siirt
III	7.6	İnebolu	III	4.1	Tarsus
IV	7.3	Hopa	IV	3.5	Marmaris
V	6.6	İnebolu	V	2.7	Tarsus
VI	5.8	Hopa-Rize	VI	1.2	Bodrum
VII	7.3	Hopa	VII	0.2	"
VIII	6.5	Rize	VIII	0.2	Bodrum-Marmaris
IX	6.2	"	IX	0.8	Ceylanpınar
X	6.1	Sinop	X	2.0	Tarsus
XI	7.2	Alpullu-Şile	XI	3.0	"
XII	7.8	Alpullu	XII	4.4	"
YILLIK	6.5	Rize	YILLIK	3.0	Tarsus



YÜKSEK DEĞER



DÜŞÜK DEĞER

ORTALAMA BUHARLAŞMA MİKTARI (mm)

İstasyon A d ı	Rasat Yılı	Y												YILLIK
		I	II	III	IV	V	VI	VII	VIII	IX	X	XI	XII	
Adana	37	64.3	59.6	88.7	90.7	117.3	143.5	156.6	166.0	155.5	127.6	86.8	65.5	1321.8
Adapazarı	1	-	-	-	72.5	92.9	129.0	94.3	106.6	83.5	54.4	121.5	109.7	-
Afyon	31	21.0	27.5	52.3	83.4	99.5	122.1	176.9	184.6	124.8	74.9	40.5	26.8	1034.7
Akhisar	10	25.3	32.5	49.7	74.0	92.4	137.4	179.8	179.3	117.9	69.7	29.7	25.2	1013.1
Alanya	1	116.1	100.8	126.2	107.3	105.8	147.5	147.8	147.9	131.6	179.2	104.2	97.3	1511.7
Alpullu	18	18.4	25.0	39.8	58.5	67.7	89.3	119.8	118.3	86.8	53.7	28.0	20.5	726.0
Anamur	4	88.7	87.3	106.9	128.2	115.7	152.4	192.3	226.5	179.6	142.3	101.1	84.3	1605.4
Ankara	32	23.2	31.6	67.1	115.1	130.4	164.5	221.5	229.7	156.1	97.5	51.8	28.4	1316.9
Antakya	1	71.7	91.9	183.2	175.4	260.8	329.7	340.0	343.8	270.5	173.7	126.3	79.6	2446.6
Antalya	21	64.3	69.7	93.6	90.0	100.2	151.3	202.1	196.2	176.7	126.7	85.5	69.4	1456.6
Balıkesir	22	37.0	45.0	66.1	97.9	116.8	178.6	255.7	266.6	183.8	105.1	55.0	40.0	1447.8
Batman	1	-	-	119.5	115.2	251.4	388.7	505.1	517.4	366.2	91.5	47.3	-	-
Beyşehir	7	22.0	22.8	55.7	85.4	102.5	135.3	173.8	147.1	123.1	67.0	28.2	24.7	987.5
Bilecik	24	37.4	42.8	65.2	91.4	104.9	131.5	163.3	168.8	117.1	78.4	59.5	47.3	1109.7
Bodrum	1	141.1	153.9	153.2	159.1	191.5	343.8	538.6	349.4	275.3	249.9	79.2	137.5	2822.5
Bolu	7	19.4	24.0	42.4	63.6	68.4	72.9	101.3	115.0	67.9	46.5	32.0	23.9	677.2
Burdur	17	25.5	33.9	56.6	90.2	100.8	124.3	167.2	171.9	119.7	77.3	44.9	31.1	1043.4
Bursa	29	49.2	52.2	60.5	73.1	79.5	118.5	164.7	162.2	111.4	72.4	53.0	51.6	1048.4
Caylarpınar	9	33.3	40.9	74.6	103.1	189.9	304.1	378.6	358.0	253.1	156.4	69.4	35.6	1997.1
Çorlu	13	19.2	22.1	40.8	69.8	85.0	119.5	162.1	159.2	114.2	66.5	53.4	22.5	916.4
Çorum	31	17.0	24.2	49.0	84.3	99.2	130.8	197.1	200.0	135.8	80.4	38.1	20.1	1076.3
Dalaman	8	4.7	46.3	60.2	65.3	86.8	145.0	149.9	166.5	127.9	79.3	47.6	33.9	1050.6
Diyarbakır	29	27.6	42.9	74.2	101.7	150.9	277.8	420.0	408.1	296.0	155.6	54.1	28.2	2037.2
Düzyol	3	44.6	44.2	60.3	81.8	77.4	89.9	93.6	120.1	110.1	89.3	57.6	45.6	914.6
Edirne	35	20.2	28.6	50.7	76.2	95.8	121.5	166.2	168.2	114.7	68.3	33.0	24.6	967.9
Elâzığ	24	14.5	20.6	42.9	83.1	125.7	193.7	270.3	265.1	189.0	101.5	40.6	18.7	1365.5
Ereğli	3	47.9	54.2	50.7	68.2	73.0	124.2	122.3	136.9	100.4	61.6	65.2	66.2	996.9
Erzurum	24	10.0	11.6	20.2	59.9	96.5	126.8	184.4	204.9	156.3	69.6	39.1	16.5	1016.9
Eskişehir	33	18.0	25.2	52.9	88.9	101.5	125.9	164.2	165.7	113.4	70.7	39.8	22.6	988.8
Eskişehir(SZ)	8	25.3	28.1	53.7	79.2	90.9	109.9	142.5	140.7	99.2	73.1	43.3	27.7	913.5
Etimesgut	2	11.9	27.2	49.8	100.5	117.9	127.4	167.9	187.1	153.5	94.7	38.5	25.2	1101.3
Florya	27	24.5	24.3	31.0	40.2	47.4	66.7	98.4	100.6	71.8	48.2	33.4	23.8	615.4
Gaziantep	10	26.7	30.5	63.0	96.7	149.0	239.6	323.5	318.6	212.4	115.8	54.5	29.5	1659.8
Göztepe	36	29.5	29.9	38.5	52.3	65.3	92.9	123.3	127.0	88.2	56.1	39.0	34.7	776.9
İskenderun	7	62.4	69.9	76.3	81.8	78.5	87.0	105.9	103.9	92.2	82.4	72.6	71.5	985.5
İslâhiye	13	26.5	33.8	60.0	90.6	148.2	233.8	295.0	283.0	214.7	158.4	61.2	31.1	1617.2
Isparta	30	31.2	38.0	74.6	108.2	125.2	161.8	218.5	214.7	152.1	95.4	53.3	36.8	1307.7
Kastamonu	24	12.3	17.3	33.5	57.6	68.4	78.5	108.0	112.5	69.6	59.4	22.3	12.1	631.7
Kırşehir	30	21.6	29.8	50.5	101.2	128.4	166.5	248.6	248.7	163.4	90.8	48.9	32.6	1340.0
Kocaeli	16	27.6	28.9	37.5	52.8	67.5	83.2	93.1	96.3	69.6	45.1	41.3	33.6	678.5
Konuklar	9	26.9	31.5	67.8	108.3	125.5	145.1	206.7	209.2	126.8	87.2	52.1	39.1	1228.1
Konya	33	20.7	32.5	67.1	104.7	119.2	147.4	206.1	208.2	142.7	84.8	41.3	22.8	1197.5
Kütahya	31	23.6	29.3	53.8	83.6	94.8	108.5	137.7	135.8	96.4	67.1	41.1	28.3	900.0
Lüleburgaz	16	21.2	24.1	43.3	72.6	98.7	122.0	178.9	186.7	132.2	78.4	41.5	25.5	1031.2
Malatya	28	14.5	20.9	51.6	93.6	126.8	171.3	230.9	224.5	172.9	98.0	37.8	16.5	1259.4
Manisa	36	37.9	46.5	75.0	98.6	131.0	178.4	223.2	218.1	152.6	92.6	47.8	37.4	1341.1
Menemen	4	70.5	75.3	98.5	124.7	133.7	212.6	243.8	214.7	158.2	111.7	88.2	102.7	1634.6
Merzifon	9	28.2	35.7	68.6	115.0	142.3	188.0	283.5	250.8	158.7	103.2	57.4	32.5	1464.8
Kersin	15	38.8	41.3	60.2	65.8	72.7	86.9	99.4	103.2	98.2	86.6	58.5	42.9	854.6
Muğla	7	25.3	34.4	56.2	70.5	115.5	185.0	257.8	266.9	192.2	94.1	40.6	25.2	1363.6
Niğde	26	32.3	41.7	74.5	122.0	151.3	185.1	253.8	253.8	185.8	119.9	64.3	40.0	1524.5
Ödemiş	1	57.8	63.2	86.7	113.8	139.3	263.7	324.8	299.0	251.4	152.7	96.6	64.3	1913.3
Samsun	30	64.6	55.2	52.7	47.7	49.7	71.8	98.8	99.5	77.1	63.4	64.1	76.8	821.4
Silifke	1	222.7	114.0	200.3	177.6	212.3	267.5	214.8	233.2	257.9	395.8	220.8	170.3	2687.2
Sinop	8	64.9	68.4	66.4	62.6	60.1	79.3	30.7	98.8	80.2	74.6	64.5	81.0	891.3
Sivas	29	17.4	20.4	44.4	91.0	110.2	135.1	186.0	191.3	134.0	90.0	44.9	23.4	1066.1
Tarsus	12	47.9	50.3	79.1	92.9	150.0	130.0	130.7	140.7	128.0	101.0	71.0	52.2	1173.8
Tekirdağ	17	32.6	36.2	48.7	60.2	77.1	96.6	144.8	155.5	108.8	76.9	47.2	35.2	919.7
Trabzon	24	62.0	55.3	53.1	53.3	52.1	64.8	77.5	85.5	73.4	60.3	64.4	66.4	768.0
Urfa	21	38.2	51.9	80.5	120.9	196.6	316.4	417.7	395.6	292.6	177.4	85.3	45.4	2218.7
Uşak	22	32.7	38.5	69.7	115.3	138.8	185.9	276.8	285.3	198.9	118.4	62.0	37.9	1560.0
Zonguldak	22	47.5	49.0	48.7	49.2	54.1	63.4	73.5	78.4	64.5	53.3	56.0	57.5	695.2

Not : Buharlaşma rasadı yalnız tablodaki gösterilen yerlerde yapılmıştır.

ORTALAMA BÜHARLAŞMA NİKTARI BAKIMINDAN (mm)

Aylar	Yüksek Değer	İstasyon Adı	Aylar	Düşük Değer	İstasyon Adı
I	222.7	Silifke	I	4.7	Dalaman
II	153.9	Bodrum (Plg)	II	11.6	Erzurum (Wld)
III	200.3	Silifke	III	20.2	"
IV	177.6	"	IV	40.2	Florya
V	260.8	Antakya (Plg)	V	47.4	"
VI	388.7	Batman	VI	63.4	Zonguldak (Plg)
VII	588.6	Bodrum (Plg)	VII	30.7	Sinop (Wld)
VIII	517.4	Batman	VIII	78.4	Zonguldak (Plg)
IX	366.2	"	IX	64.6	"
X	395.5	Silifke	X	39.4	Kastamonu (Wld)
XI	220.8	"	XI	22.3	"
XII	170.3	"	XII	12.1	"
YILLIK	282.5	Bodrum (Plg)	YILLIK	615.4	Florya

Silifke	222.7
Bodrum	153.9
Silifke	200.3
Silifke	177.6
Antakya	260.8
Batman	388.7
Bodrum	588.6
Batman	517.4
Batman	366.2
Silifke	395.5
Silifke	220.8
Silifke	170.3

YÜKSEK DEĞER

Dalaman	4.7
Erzurum	11.6
Erzurum	20.2
Florya	40.2
Florya	47.4
Zonguldak	63.4
Sinop	30.7
Zonguldak	78.4
Zonguldak	64.6
Kastamonu	39.4
Kastamonu	22.3
Kastamonu	12.1

DÜŞÜK DEĞER

ORTALAMA YAĞIŞ MİKTARI (mm) - Üst Satır - Ve YAĞIŞLI GÜNLER SAYISI
(Yağış \geq 0.1 (mm) olduğu günler sayısı) - Alt Satır -

İstasyon A d ı	Rasat Yılı	A												YILLIK
		I	II	III	IV	V	VI	VII	VIII	IX	X	XI	XII	
Adana	37	102.3	103.9	65.4	46.3	51.2	20.9	4.2	5.1	15.1	39.2	57.4	113.9	625.0
	37	11.1	10.9	9.3	8.3	6.3	2.8	0.8	0.7	2.3	5.2	6.4	10.3	74.2
Adapazarı	29	89.6	80.3	75.9	59.1	46.6	57.9	48.8	35.7	60.9	68.5	75.0	56.8	797.2
	29	13.7	13.0	12.0	9.7	8.6	6.6	3.9	4.0	6.0	6.7	10.1	13.5	109.9
Adıyaman	27	184.6	134.5	123.3	82.1	55.4	5.4	1.9	1.1	2.4	24.5	80.9	139.0	855.1
	27	12.2	10.3	9.9	8.6	5.7	1.3	0.4	0.2	0.8	3.8	7.2	10.1	70.4
Afyon	37	45.5	45.7	49.2	45.0	65.9	45.5	24.5	8.2	24.1	29.8	34.6	48.2	466.0
	37	12.9	12.4	11.3	10.4	12.5	7.6	3.7	2.1	4.4	6.5	8.6	12.0	104.4
Akhisar	36	109.0	88.1	67.0	47.2	39.3	14.6	4.5	3.4	10.9	41.0	74.7	117.1	617.0
	36	11.8	9.6	8.1	6.9	6.1	2.4	0.9	0.8	1.7	5.0	8.4	11.1	72.7
Akşehir	28	88.1	84.4	82.1	65.4	74.0	54.7	16.5	8.5	26.4	46.5	55.0	80.3	681.6
	28	11.6	11.0	11.2	9.0	10.3	6.4	2.4	1.3	3.7	6.6	6.9	10.9	91.0
Alanya	26	243.7	174.1	80.5	33.8	31.9	3.6	2.0	0.2	24.0	73.6	150.7	243.6	1041.8
	26	14.8	11.0	7.4	5.2	3.8	1.1	0.4	0.1	1.8	5.4	7.5	13.6	72.1
Alpaslan	8	80.3	81.3	95.1	86.9	52.5	22.5	3.9	3.5	7.9	48.1	79.0	57.3	618.3
	8	10.4	11.6	11.9	14.0	10.5	5.2	1.1	0.6	1.6	5.0	7.3	8.8	88.1
Alpullu	24	65.4	52.0	51.2	42.2	49.3	48.9	27.8	17.7	20.7	48.7	88.7	74.0	586.3
	24	13.3	11.1	9.9	9.3	10.1	7.3	4.2	2.7	3.7	7.4	11.4	13.6	104.2
Amasya	32	51.5	43.2	47.4	34.6	53.0	34.5	9.8	6.9	17.0	22.9	34.0	42.8	397.5
	32	9.9	9.7	9.6	8.6	10.0	6.4	2.3	1.7	3.4	5.5	6.5	8.8	82.2
Anamur	26	217.9	189.1	109.6	29.5	25.0	5.2	0.4	0.8	10.2	77.1	113.7	236.1	1014.8
	25	14.7	13.0	9.4	5.4	4.0	1.3	0.2	0.1	1.4	5.0	7.7	12.8	74.8
Ankara	40	34.9	38.2	35.9	33.6	50.0	30.6	12.7	8.4	18.5	22.0	27.9	46.4	359.3
	40	12.9	12.2	10.4	10.1	11.9	8.0	3.3	1.9	4.2	6.3	7.7	12.6	103.4
Antakya	26	220.9	199.6	140.0	101.0	63.8	33.7	3.0	11.4	28.1	86.3	83.8	126.2	1156.7
	26	16.1	14.0	13.7	8.8	5.3	1.8	0.3	0.3	2.7	3.3	9.1	13.8	52.3
Antalya	36	246.3	159.8	89.1	42.6	32.1	11.0	2.0	2.6	13.2	51.0	103.8	277.0	1050.5
	36	13.3	11.0	8.3	5.8	5.2	2.5	0.5	0.5	1.4	5.5	7.5	12.8	74.3
Ardahan	28	21.3	24.6	31.2	42.2	78.4	93.5	57.3	55.8	37.2	34.8	25.7	38.2	520.2
	28	8.7	8.2	9.9	10.1	13.3	14.1	9.2	8.5	6.7	7.3	7.8	7.5	113.2
Artvin	21	80.9	69.7	58.2	45.1	48.7	46.4	36.5	22.5	37.6	55.5	77.6	75.3	654.2
	21	12.4	12.3	12.4	10.3	11.8	11.6	7.0	7.2	8.0	9.9	10.2	9.4	123.3
Aydın	37	123.5	96.9	70.4	43.0	40.0	13.5	3.2	2.5	16.9	52.8	74.6	143.8	680.8
	36	13.7	10.9	9.1	7.4	5.6	2.3	0.6	0.6	1.7	5.8	8.1	13.5	79.0
Balıkesir	29	90.5	82.3	60.9	46.8	40.1	24.9	9.5	6.5	15.2	45.3	77.7	103.1	602.9
	29	15.2	12.6	11.2	8.9	7.4	4.1	1.5	1.3	2.9	5.7	10.2	14.3	96.3
Bandırma	35	84.3	95.0	67.6	48.1	36.1	27.0	11.8	9.5	31.5	65.3	91.2	127.1	694.4
	35	13.6	12.6	11.0	7.9	6.8	3.9	1.9	1.5	4.2	7.9	10.7	14.0	95.7
Batman	6	58.9	69.6	74.0	101.2	49.6	8.5	1.3	0.7	2.6	40.8	51.3	45.1	503.4
	6	10.3	11.0	11.7	11.7	7.7	2.2	0.3	0.3	0.8	4.0	6.0	10.2	76.2
Bergama	32	142.5	99.0	71.1	48.9	41.7	16.9	6.7	5.0	14.0	49.0	108.9	152.1	755.9
	32	12.0	9.3	7.2	6.1	5.1	2.6	1.1	0.6	1.6	4.4	7.8	11.3	69.2
Beyşehir	23	61.8	64.0	44.1	41.8	34.8	20.7	4.9	3.0	21.1	30.8	44.4	85.0	456.6
	23	9.3	8.2	7.1	7.3	8.4	4.3	1.5	1.0	3.1	4.4	6.4	10.8	72.0
Bilecik	37	47.8	47.5	43.0	36.4	48.7	38.0	19.8	9.4	21.1	30.6	35.8	52.0	430.1
	37	12.7	12.5	10.7	9.1	9.5	6.6	3.1	2.1	4.3	6.9	8.0	11.2	96.8
Bodrum	29	198.9	112.0	63.9	28.3	21.9	4.7	0.4	0.3	9.3	57.1	94.6	182.8	774.5
	29	15.5	11.5	8.0	5.3	3.3	0.9	0.2	0.2	1.1	5.0	8.6	14.9	74.4
Bolu	37	57.5	54.1	48.3	48.2	54.4	51.6	27.0	18.0	30.0	35.6	48.0	56.6	529.5
	37	15.6	15.4	14.3	12.6	13.9	11.1	5.8	4.2	7.1	11.1	12.5	14.1	137.7
Bozkurt	5	174.9	148.7	103.6	54.6	73.0	52.0	77.1	62.6	132.4	134.8	152.6	212.4	1378.7
	5	16.0	17.2	15.8	10.8	11.6	8.4	5.0	6.4	9.2	11.6	11.0	15.2	138.2
Burdur	31	60.6	47.8	47.6	36.3	51.7	29.5	8.6	6.2	16.7	28.1	33.9	70.8	437.8
	31	11.9	9.9	9.5	8.4	9.4	5.8	2.5	1.6	2.7	5.4	6.8	11.6	85.6
Bursa	37	91.0	84.8	72.2	56.8	55.9	30.2	29.6	15.6	42.2	56.9	77.5	96.6	709.3
	37	15.4	14.5	12.2	10.8	9.6	5.7	2.9	2.6	4.7	8.7	11.5	14.7	113.0

ORTALAMA YAĞIŞ MİKTARI (mm) -- Üst Satar - ve YAĞIŞLI GÜNLER SAYISI
(Yağış \geq 0.1 (mm) olduğu günler sayısı) - Alt Satar --

İstasyon A d ı	Rasat Yılı	A		Y		L		A		E		YILLİK		
		I	II	III	IV	V	VI	VII	VIII	IX	X		XI	XII
Geylanpınar	10	58.7	48.2	41.0	36.8	24.6	2.6	0.4	.	1.1	14.4	22.3	43.5	293.4
Çanakkale	35	10.8	10.1	8.6	7.8	6.0	1.5	0.2	.	0.6	3.2	5.9	9.9	64.6
		96.4	78.4	66.2	38.5	29.7	24.0	10.1	7.8	23.6	52.6	84.4	114.6	626.5
Çankırı	26	13.8	11.0	10.1	7.3	5.7	3.6	1.5	1.1	3.4	6.7	9.2	13.4	86.9
		42.6	44.0	39.2	35.3	56.8	49.9	13.4	12.7	14.6	13.4	22.7	45.6	390.4
Çiçekdağ	8	11.7	10.8	9.7	9.8	13.0	10.1	3.4	2.5	4.0	5.5	7.2	12.0	99.9
		37.2	37.1	37.1	33.4	35.2	38.2	4.4	6.2	12.0	15.2	18.7	33.7	308.4
Çorlu	29	8.6	8.3	9.3	7.8	7.5	6.3	1.3	0.6	2.4	3.6	4.6	9.5	69.6
		65.8	49.7	45.4	37.1	43.2	38.0	17.5	20.0	27.9	48.7	76.6	89.4	559.2
Çorum	37	13.9	12.3	11.7	9.0	8.9	6.5	3.4	2.9	4.5	8.3	11.3	15.5	108.1
		37.3	31.7	37.3	38.6	61.4	48.0	17.5	9.8	18.5	22.6	30.4	41.9	395.0
Çumra	9	12.8	11.9	11.0	10.6	12.5	9.1	3.7	2.5	4.2	6.2	7.9	12.0	104.4
		25.7	28.3	23.0	20.6	33.6	23.3	0.7	0.5	8.3	22.3	19.9	42.9	245.5
Dalaman	10	9.0	8.6	8.2	6.9	7.8	5.8	0.6	0.5	2.1	5.0	5.0	9.4	69.0
		200.9	139.0	83.6	37.3	27.5	2.1	1.0	.	19.9	97.0	143.9	297.2	1049.4
Denizli	27	14.5	10.7	9.1	6.1	5.0	1.1	0.4	.	1.9	5.5	8.2	13.2	75.7
		77.2	76.9	67.5	44.5	51.5	25.8	11.1	3.5	18.6	29.7	50.0	82.0	538.4
Dikili	26	10.6	10.9	9.5	7.7	8.7	3.9	1.7	0.6	2.7	4.7	6.9	10.5	78.4
		133.8	94.4	68.3	36.3	30.1	7.8	2.0	1.2	2.0	46.6	103.2	141.8	674.4
Dil (İğdır)	9	13.2	10.1	8.6	6.5	4.6	1.8	0.6	0.5	1.5	5.0	8.8	11.0	72.2
		15.1	12.3	15.8	27.8	30.1	24.4	10.1	9.3	4.5	20.7	20.8	11.9	202.9
Diyarbakır	37	6.3	5.0	6.3	10.1	8.2	8.0	4.0	2.3	1.8	5.4	5.0	4.8	67.5
		75.2	68.4	59.8	70.6	42.4	7.6	0.9	0.5	3.1	28.3	55.7	68.5	481.0
Dört Yol	37	13.1	11.8	11.9	11.1	8.1	2.5	0.5	0.3	1.1	5.6	8.5	12.2	86.7
		122.8	132.5	110.6	105.7	75.3	52.3	24.9	40.2	57.3	98.4	81.8	117.7	1019.6
Edirne	37	12.3	12.0	11.2	9.8	8.1	5.4	4.2	4.4	5.1	7.6	7.8	10.8	98.8
		60.9	50.0	45.0	47.3	48.8	51.2	33.0	20.7	31.0	57.8	72.1	78.9	596.5
Elâzığ	37	12.8	10.6	9.7	9.5	11.0	8.7	5.5	3.5	4.4	7.8	11.4	13.5	108.4
		43.0	49.8	53.9	66.4	53.7	15.3	3.0	1.4	6.9	34.5	54.3	45.6	437.8
Elmalı	13	12.0	11.4	11.5	11.1	9.3	3.7	1.1	0.6	1.6	6.4	8.5	11.1	83.0
		118.1	76.9	52.7	25.4	35.5	23.0	11.5	4.1	6.8	26.5	40.1	92.9	513.0
Kd. Ereğli	17	11.3	9.5	8.9	6.6	8.3	4.8	2.5	1.3	2.0	5.2	6.2	10.8	77.5
		142.9	113.6	94.0	59.9	44.7	63.0	83.8	82.6	98.1	128.3	117.6	143.5	1168.0
Erzincan	34	15.4	14.8	12.6	10.1	8.4	7.4	5.2	4.5	7.0	9.9	11.3	14.4	120.8
		29.3	33.9	40.9	55.0	49.9	32.6	10.5	6.1	15.0	35.1	33.8	29.3	371.4
Erzurum	37	10.5	9.8	11.5	11.7	13.3	8.6	3.3	2.1	4.1	7.5	8.8	8.9	100.1
		26.1	31.8	41.3	56.8	75.6	55.0	30.4	18.9	26.8	47.3	36.9	23.9	470.8
Esenboğa	10	11.0	11.5	12.0	12.8	14.7	11.3	7.0	4.6	5.1	6.7	9.5	10.2	118.3
		44.2	55.3	38.2	25.5	50.1	33.6	14.3	7.7	22.1	17.8	18.4	59.1	386.1
Eskişehir	37	12.4	13.3	10.9	9.9	12.9	8.9	3.0	1.5	4.5	4.5	7.0	13.2	104.0
		40.6	37.7	55.6	33.5	46.1	37.4	12.8	4.9	18.9	23.1	30.0	47.7	368.2
Eskişehir S.2.	9	14.7	13.4	11.4	9.4	11.5	7.3	3.3	2.2	4.0	6.5	9.1	13.6	106.7
		37.2	31.8	43.8	39.7	40.0	53.3	13.2	4.9	23.9	20.7	22.5	49.0	379.5
Etmesgut	16	12.3	11.1	11.1	8.7	9.8	7.1	3.1	1.7	4.1	4.8	8.0	13.0	94.8
		38.2	44.9	35.6	36.1	45.7	32.3	16.0	5.4	20.4	18.5	26.0	43.1	362.1
Fethiye	26	11.1	11.7	10.3	10.2	11.6	8.9	2.9	1.4	5.5	5.1	7.4	11.3	95.6
		226.6	154.4	93.8	28.6	27.3	3.8	5.6	1.0	14.5	73.2	121.6	238.9	989.1
Florya	29	15.6	11.8	9.1	3.4	4.1	0.8	0.5	0.3	1.3	5.7	8.8	15.0	78.2
		84.2	75.0	63.5	40.6	29.5	22.9	21.0	19.8	42.9	62.3	86.5	103.0	651.1
Gaziantep	34	17.1	15.5	13.9	9.7	8.1	4.7	3.1	2.8	5.5	10.2	12.9	17.1	120.7
		101.2	93.8	71.0	53.1	124.7	6.8	1.0	2.5	3.8	31.9	57.1	102.6	549.5
Giresun	37	12.4	12.1	10.2	8.5	5.8	1.6	0.3	0.5	1.4	4.5	7.2	11.9	76.4
		134.6	121.3	104.6	77.2	61.0	68.6	82.5	91.6	140.0	147.6	153.8	122.0	1304.7
Göztepe	37	14.4	15.1	15.8	14.5	14.0	11.0	9.9	10.9	12.3	13.1	13.9	13.6	158.5
		83.8	82.3	62.4	39.4	30.7	23.7	24.3	18.8	51.3	66.5	85.0	104.3	672.5
Hakkari	16	17.6	15.8	13.6	9.6	7.5	4.7	3.4	3.2	6.0	10.1	12.6	17.2	121.4
		93.6	112.6	117.2	152.0	55.1	16.7	3.2	1.5	9.3	57.0	69.8	69.6	757.7
		8.8	10.1	11.3	13.0	9.4	3.0	0.9	0.7	1.6	5.6	7.3	7.6	79.5

ORTALAMA YAĞIŞ MİKTARI (mm) - Üst Satır - ve
YAĞIŞLI GÜNLER SAYISI (Yağış \geq 0.1 (mm) Olduğu
Günler Sayısı) - Alt Satır -

İstasyon A d 1	Rasat Yılı	A		Y		L		A		R		Yıllık		
		I	II	III	IV	V	VI	VII	VIII	IX	X		XI	XII
Hopa	21	205.5	162.2	152.3	82.9	93.5	121.0	141.5	167.9	215.4	317.1	213.0	204.4	2076.6
		12.5	11.2	11.7	9.1	8.7	9.4	9.3	9.3	10.0	11.9	9.7	10.7	123.8
Iğdır	25	19.6	14.9	22.0	27.5	40.7	33.2	14.8	10.3	9.2	28.9	20.4	13.3	255.1
		6.0	6.0	6.2	8.6	10.9	9.1	5.0	2.6	2.3	6.5	5.7	5.4	74.4
İnebolu	26	114.2	111.1	91.3	53.2	45.1	59.4	59.9	44.1	93.4	125.1	135.4	135.5	1067.7
		13.9	13.5	13.8	9.6	10.0	7.6	4.9	5.3	8.0	11.0	11.9	13.3	122.9
İskenderun	26	126.6	107.0	89.8	68.0	51.6	16.2	3.7	17.9	34.3	97.0	72.6	91.2	775.8
		13.8	11.9	11.7	8.6	7.1	3.4	2.0	3.2	5.5	8.2	7.6	11.6	94.6
İslâniye	31	173.3	155.9	105.2	63.2	39.2	7.0	2.7	3.9	5.8	46.7	89.3	153.2	845.3
		14.2	12.3	11.1	9.4	6.0	1.9	0.1	0.4	1.8	5.5	8.3	12.9	83.9
İsparta	37	86.1	83.6	66.9	50.7	63.0	38.9	12.1	11.1	20.4	37.5	43.4	100.0	613.6
		14.7	12.8	11.1	9.8	11.8	6.7	2.5	1.9	3.5	6.4	8.6	13.4	103.3
İzmir	37	135.8	107.1	72.3	45.4	38.0	8.8	2.6	2.4	15.8	48.7	85.1	142.3	704.4
		13.8	11.4	9.1	7.5	5.7	1.9	0.5	0.4	2.0	5.5	9.1	12.9	79.8
Karaköse	28	52.3	47.4	55.2	72.5	67.6	45.6	27.8	12.8	18.3	49.2	47.6	45.1	541.6
		12.6	11.9	12.5	13.2	14.5	9.9	5.4	3.4	3.7	8.5	8.9	10.7	115.2
Karaman	36	42.5	42.4	35.8	38.9	36.5	23.6	3.8	2.5	9.6	25.4	34.0	45.9	342.1
		8.1	7.5	8.0	7.4	6.9	4.4	1.1	0.5	2.0	4.7	5.8	8.7	65.2
Kars	36	25.9	30.2	31.5	48.3	37.1	84.7	59.0	45.5	23.8	38.5	29.0	24.2	534.6
		11.3	11.3	11.8	13.3	17.9	15.3	10.8	8.0	7.3	8.8	8.9	9.6	134.4
Kartal	16	87.8	86.3	70.2	37.3	31.8	16.9	22.5	14.1	50.8	58.1	87.5	108.2	671.4
		16.8	15.4	14.1	9.2	7.8	4.2	3.2	2.8	5.2	9.4	11.9	15.0	116.1
Kastamonu	36	27.3	29.7	33.1	44.7	76.7	69.3	26.5	24.7	23.3	29.8	29.1	28.2	444.3
		11.9	12.6	11.4	11.9	14.7	11.5	5.8	4.7	6.3	8.6	9.4	11.3	120.1
Kayseri	34	36.2	39.3	38.0	50.8	48.9	38.6	7.8	7.2	16.5	22.3	30.6	35.2	371.5
		13.0	11.5	12.7	11.5	12.4	7.9	2.1	1.9	3.4	6.8	9.0	12.0	104.1
Kırşehir	37	49.6	39.2	41.4	35.3	46.1	33.1	4.7	4.2	11.7	41.8	30.8	50.8	368.6
		12.0	10.8	10.2	9.1	10.6	7.2	1.5	1.0	2.9	5.6	7.3	11.4	89.6
Kızılcahamam	22	71.4	70.0	49.2	41.6	61.1	43.0	15.8	16.1	16.1	26.4	44.7	81.8	537.3
		11.8	11.2	9.6	8.9	11.0	7.9	3.5	1.9	3.7	5.9	7.0	11.2	96.6
Kilis	34	106.1	93.3	74.6	47.3	24.2	4.1	1.7	0.9	4.5	32.7	55.2	96.0	540.6
		12.1	10.8	9.4	7.2	4.3	1.0	0.4	0.3	0.9	3.8	6.5	10.8	67.5
Kireçburnu	16	96.3	77.3	79.8	43.8	30.3	29.7	28.9	22.7	57.9	61.2	99.0	111.3	738.2
		17.1	15.9	14.9	9.5	7.9	5.1	3.8	3.1	7.3	10.1	12.4	16.9	124.0
Kocaeli	35	88.7	82.7	68.3	42.6	43.2	48.7	48.1	27.6	66.9	69.3	72.1	103.4	764.6
		18.2	16.1	14.9	11.6	10.3	7.6	5.1	4.8	7.3	10.9	12.8	16.9	136.8
Konuklar	9	30.2	33.0	39.2	43.8	42.6	62.7	13.0	1.8	17.4	30.2	23.5	30.2	369.5
		9.7	9.6	10.3	9.9	10.1	7.8	3.2	0.9	3.0	6.3	6.7	9.6	87.0
Konya	37	37.3	33.1	36.6	28.8	43.0	26.4	5.6	3.1	11.6	26.7	29.4	39.6	315.1
		9.9	8.4	8.9	8.3	9.9	6.4	1.9	1.1	2.8	5.6	6.3	10.4	79.8
Koyceğiz	12	235.0	153.6	85.1	54.8	36.4	11.5	3.6	0.7	12.1	78.9	141.2	277.6	1090.4
		14.8	12.1	8.5	6.8	5.2	1.9	0.6	0.1	1.5	5.8	7.6	13.2	77.9
Kumköy	15	90.7	76.3	70.6	39.3	33.7	25.5	23.2	31.4	55.6	73.7	94.0	102.6	716.5
		16.1	15.9	13.7	9.7	8.5	4.9	3.3	3.2	6.6	9.9	12.8	16.7	121.3
Kuşadası	33	135.9	104.3	74.9	36.7	25.4	4.9	0.9	0.7	15.8	54.0	82.5	156.6	692.6
		13.1	10.5	8.5	6.4	4.3	1.4	0.3	0.2	1.5	5.0	8.1	13.0	72.2
Kütahya	37	72.4	66.2	58.3	45.3	60.0	39.0	18.6	11.9	23.0	36.3	47.7	77.3	556.0
		14.7	14.1	12.4	10.0	12.3	8.0	3.7	2.6	4.4	7.6	9.9	14.1	113.8
Lüleburgaz	33	66.8	56.6	51.9	42.7	48.5	53.2	26.2	15.0	33.2	53.0	75.4	81.6	604.2
		11.0	9.5	8.6	8.2	8.8	7.2	3.6	2.2	3.4	6.6	8.9	11.9	89.9
Malatya	37	44.3	46.1	48.1	53.1	42.1	17.1	1.9	2.0	5.9	30.2	40.3	39.9	371.2
		10.6	10.3	10.7	9.5	8.7	4.2	0.9	0.5	1.7	5.7	7.7	10.8	81.0
Manisa	35	124.7	111.5	73.4	57.8	45.2	13.8	6.8	2.5	16.1	50.7	91.1	143.3	736.9
		15.2	11.6	9.8	8.3	7.0	2.8	0.9	0.7	2.0	5.6	9.8	14.4	86.1
Karapınar	31	135.7	127.6	96.1	62.1	31.3	7.8	0.7	0.9	5.8	37.1	66.9	121.7	693.7
		11.2	10.8	10.0	7.8	5.2	1.5	0.2	0.3	1.3	4.4	7.1	10.9	70.6
Hardin	27	127.6	109.4	97.7	90.0	46.3	2.2	0.6	0.5	1.5	27.8	73.9	112.2	689.7
		13.0	10.9	12.0	10.7	6.1	1.0	0.3	0.2	0.5	4.0	7.4	11.2	77.6
Karacıs	13	262.6	147.1	133.6	34.4	44.2	6.3	1.3	.	10.9	94.7	168.5	283.1	1186.6
		15.1	11.2	9.2	5.2	4.8	1.3	0.2	.	1.5	5.2	9.2	14.6	77.3

ORTALAMA YAĞIŞ MİKTARI (mm) - Üst Satır - ve
YAĞIŞLI GÜNLER SAYISI (Yağış \geq 0.1 (mm) Olduğu
Günler Sayısı) - Alt Satır -

İstasyon A d ı	Rasat Yılı	A		Y		L		A		R		YILLIK		
		I	II	III	IV	V	VI	VII	VIII	IX	X		XI	XII
Menemen	10	101.8	114.1	67.6	48.7	48.5	5.0	0.5	0.9	23.6	45.0	63.6	105.7	625.1
		8.9	9.6	7.3	6.7	5.1	1.4	0.2	0.3	1.8	4.3	5.5	9.9	61.0
Merzifon	36	35.3	32.4	36.1	39.1	58.1	45.1	11.6	9.5	18.8	23.1	30.1	34.0	373.2
		11.0	10.9	11.3	10.5	12.3	8.7	3.5	2.7	4.5	6.2	7.2	10.5	99.7
Mersin	36	114.5	104.8	50.2	33.0	23.0	11.4	9.0	5.2	10.6	40.5	74.6	124.3	601.0
		10.4	9.4	6.5	5.1	3.9	1.6	0.9	0.6	1.5	3.9	5.8	9.7	59.2
Mesudiye	9	52.4	59.4	54.0	46.8	79.9	35.6	8.3	4.7	25.8	41.4	43.6	49.4	501.3
		9.9	11.0	10.7	10.1	12.8	7.4	2.3	2.0	4.3	7.1	8.2	8.8	94.7
Nilâs	26	155.3	112.2	75.7	39.5	40.6	13.9	2.4	0.7	9.0	44.4	66.2	171.5	751.3
		10.4	8.2	7.0	4.2	4.2	1.5	0.4	0.1	0.9	3.9	6.2	11.3	58.4
Muğla	37	263.8	181.4	140.9	61.2	47.6	20.5	7.2	7.7	19.1	73.5	117.7	281.0	1201.6
		17.5	13.4	10.8	8.1	7.4	3.2	1.4	0.9	2.3	6.9	10.3	16.1	98.4
Nazilli	9	96.1	76.3	64.1	41.4	40.1	16.2	9.8	0.2	16.3	25.7	54.8	135.0	576.2
		11.9	9.3	10.1	7.4	7.7	2.9	1.1	0.1	2.2	4.7	7.7	13.2	78.3
Nevşehir	11	43.5	44.8	44.9	47.1	60.4	41.5	4.0	0.4	10.6	15.5	26.3	47.0	386.1
		12.5	12.5	12.3	11.4	11.5	7.4	1.5	0.6	3.3	5.5	7.2	11.1	96.8
Niğde	31	39.4	37.7	36.9	38.8	52.1	28.1	4.4	6.7	11.3	24.4	29.3	41.7	350.9
		11.4	11.1	11.8	10.6	11.2	6.4	1.5	1.2	2.8	6.1	7.3	10.9	92.3
Osmaniye	10	126.7	123.1	111.1	93.1	62.6	21.1	6.0	5.4	14.6	62.3	60.7	105.9	792.6
		13.6	11.5	13.0	10.6	8.8	4.0	1.3	1.2	3.2	9.8	7.6	10.7	95.3
Ödemiş	18	112.9	108.6	85.6	52.7	42.5	17.3	6.2	3.9	19.9	50.7	77.0	156.0	733.0
		10.4	8.9	8.5	5.6	5.3	2.5	0.6	0.3	1.9	4.4	7.4	11.8	67.4
Rize	37	252.9	210.0	187.1	103.9	94.3	133.1	157.8	204.9	266.4	237.4	271.6	246.1	2415.5
		14.7	11.9	15.7	14.5	13.6	13.6	13.8	13.6	11.6	13.9	13.4	13.4	169.7
Samsun	37	80.6	72.5	73.5	54.2	43.7	39.4	35.9	29.5	56.8	70.3	83.6	79.4	719.4
		13.6	14.3	15.5	12.3	12.6	8.1	6.1	6.2	9.3	11.0	11.9	12.2	133.2
Siirt	35	114.0	108.0	109.1	109.0	66.5	9.3	1.4	0.5	3.7	47.6	86.5	94.2	748.9
		13.3	12.7	13.3	12.4	9.2	2.8	0.5	0.5	1.4	5.5	8.6	10.5	90.7
Silifke	36	129.7	113.6	51.6	26.2	22.3	5.9	1.2	1.4	11.6	46.1	79.3	140.0	628.8
		10.0	9.5	6.3	4.2	3.0	1.2	0.1	0.1	1.1	3.1	5.1	9.8	53.6
Sinav	28	127.3	119.1	88.6	62.6	56.6	26.6	13.5	10.0	24.1	50.0	91.6	162.3	832.3
		12.8	11.9	10.3	8.3	9.2	5.0	2.2	1.3	2.9	6.1	8.4	12.1	95.0
Sinop	36	70.6	57.3	50.7	37.4	33.7	36.4	30.0	32.3	69.3	71.0	89.9	83.9	662.4
		15.3	14.5	13.8	10.2	9.5	7.2	4.8	5.5	9.0	11.4	12.9	14.4	128.5
Sivas	37	42.4	42.2	42.1	53.3	58.3	32.6	7.2	4.8	17.3	30.3	38.9	42.1	411.4
		13.1	13.0	13.1	12.5	12.7	7.9	2.3	1.8	4.1	7.2	8.9	11.7	108.2
Şile	28	84.4	72.8	69.5	37.9	35.2	28.2	24.9	28.2	82.1	89.9	87.3	105.1	745.2
		17.4	15.8	14.6	9.9	9.1	5.1	3.7	3.9	7.1	10.9	12.9	16.8	127.2
Tarsus	15	105.1	102.3	65.3	39.4	36.7	15.3	2.7	0.8	9.6	29.1	64.6	132.3	603.3
		9.6	10.5	7.5	5.5	3.9	2.1	0.6	0.2	1.8	3.2	4.4	8.5	57.9
Tekirdağ	37	65.6	56.0	51.5	43.3	37.1	35.8	19.6	8.7	29.8	35.5	82.5	90.5	575.9
		13.4	11.0	11.2	8.5	8.2	7.1	3.6	1.9	3.8	8.0	10.2	13.0	99.7
Trabzon	35	90.4	69.6	59.9	56.4	52.7	50.7	36.9	46.3	78.3	109.3	100.6	79.8	830.8
		12.8	13.2	13.4	13.2	12.8	10.3	8.2	8.0	10.8	11.7	12.2	11.9	138.4
Tokat	34	30.7	41.3	46.7	51.7	56.5	45.0	11.2	11.6	22.2	29.9	41.4	47.6	460.8
		10.5	9.9	10.7	9.6	11.5	7.3	2.7	2.2	4.3	6.2	8.0	9.4	92.4
Ulaş D.Ü.Ç.	3	31.9	23.6	38.9	83.4	56.6	46.0	5.6	1.3	12.6	13.0	43.6	24.6	381.4
		5.0	2.5	6.5	4.5	11.5	9.5	1.0	0.5	3.0	4.0	6.0	5.0	59.0
Uludağ	13	217.7	166.7	164.4	119.1	108.7	79.2	57.9	18.6	56.7	85.0	142.7	284.5	1521.3
		14.4	13.7	13.1	9.2	9.6	7.8	3.5	2.4	4.9	9.3	10.2	17.4	115.2
Ulukışla	33	42.1	41.5	40.9	49.5	50.8	25.5	4.5	6.3	9.8	20.7	32.4	43.8	367.7
		11.4	10.4	11.5	10.6	10.7	5.7	1.4	1.0	2.6	5.8	7.6	10.9	89.4
Urfa	34	101.1	73.0	61.1	53.1	2387	2.9	0.6	0.5	1.0	18.3	43.4	82.4	461.1
		12.5	10.9	10.3	7.5	5.0	1.2	2.0	0.2	0.7	4.0	6.9	10.4	69.8
Uşak	37	74.2	67.1	60.3	39.4	53.5	24.9	13.5	8.8	16.0	35.1	55.3	85.9	534.8
		14.1	12.6	11.0	9.6	10.3	5.2	2.4	1.5	2.8	6.4	8.9	13.4	98.1

ORTALAMA YAĞIŞ MİKTARI (mm) - Üst Satar - ve
YAĞIŞLI GÜNLER SAYISI (Yağış \geq 0.1 (mm) olduğu
Günler Sayısı) -Alt Satar -


İstasyon Adı	Rasat Yılı	A												YILLIK
		I	II	III	IV	V	VI	VII	VIII	IX	X	XI	XII	
Van	35	42.4	34.4	46.5	58.0	40.5	16.4	5.8	3.2	10.0	42.6	49.0	29.3	378.2
		9.7	9.5	10.9	11.1	8.9	4.3	1.7	1.1	1.9	7.2	8.5	8.3	83.1
Yalova	23	79.2	88.2	72.9	48.7	47.8	36.1	27.1	22.4	52.8	81.1	77.7	119.4	753.5
		14.6	13.8	11.7	9.8	8.0	5.2	3.9	3.0	5.3	8.7	11.5	4.9	110.3
Yenişehir	16	55.9	49.6	43.9	35.2	40.7	24.7	30.8	10.0	31.4	41.2	48.0	53.7	465.2
		14.3	13.0	12.0	9.4	8.3	5.3	3.2	2.0	3.9	9.0	9.9	12.3	102.7
Yeşilköy	10	76.9	70.1	72.5	44.5	23.2	38.5	20.3	26.4	45.5	56.5	68.0	92.9	635.3
		16.9	14.1	15.3	9.7	7.9	6.4	2.5	3.2	4.8	9.4	11.4	17.7	119.3
Yozgat	31	61.1	59.9	68.3	48.8	67.4	45.4	9.8	6.9	15.4	25.0	42.1	75.2	525.2
		14.0	13.7	14.2	11.4	12.7	8.5	2.6	1.8	3.2	6.4	8.5	14.0	111.1
Zonguldak	35	145.0	119.1	98.6	72.9	53.6	73.7	68.6	85.6	101.0	143.8	148.4	139.4	1255.8
		17.0	16.3	14.2	10.8	9.9	7.5	5.7	6.5	7.7	11.2	13.6	15.7	136.3

YAĞIŞ MİKTARI BAKIMINDAN

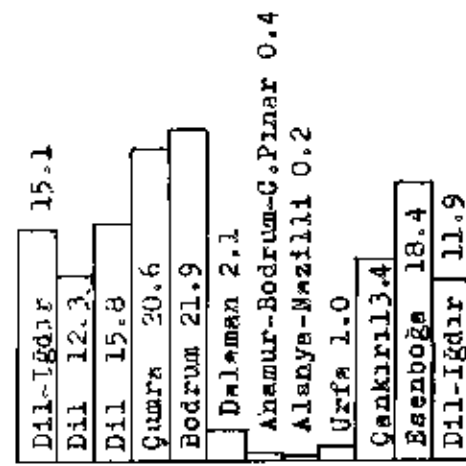
Ortalama Yağış Miktarı (mm)

Ortalama Yağış Miktarı (mm)

Aylar	Yüksek Değer	İstasyon Adı	Aylar	Düşük Değer	İstasyon Adı
I	263.8	Muğla	I	15.1	Dil (İğdır)
II	210.0	Rize	II	12.3	Dil "
III	187.1	Rize	III	15.8	Dil "
IV	152.0	İskenderiye	IV	20.6	Çumra (S.2)
V	124.7	Gaziantep	V	21.9	Bodrum
VI	133.1	Rize	VI	2.1	Dalaman
VII	157.8	"	VII	0.4	Anamur-Bodrum-Ceylanpınar
VIII	204.9	"	VIII	0.2	Alanya-Nazilli
IX	266.4	"	IX	1.0	Urfa
X	317.1	Hopa	X	13.4	Çankırı
XI	271.6	Rize	XI	18.4	Esenboğa
XII	297.2	Dalaman	XII	11.9	Dil (İğdır)



YÜKSEK DEĞER



DÜŞÜK DEĞER

YAĞIŞLI GÜNLER SAYISI

AYLAR	Yağışın \geq 0.1 olduğu günler sayısı		İstasyon Adı	AYLAR	Yağışın \geq 0.1 olduğu günler sayısı		İstasyon Adı
	Yüksek Değer	Yeşil gün sayısı			Düşük Değer	Yeşil gün sayısı	
I	18.4		Kocaeli (İzmit)	I	6.0		İğdır
II	17.2		Bozkurt	II	5.0		D11 (İğdır)
III	15.8		Bozkurt-Giresun	III	6.2		İğdır
IV	14.5		Giresun-Rize	IV	4.2		Mİİİİ
V	17.9		Kars	V	3.0		Sİİİİİİ
VI	15.3		Kars	VI	0.8		Pethiye
VII	13.8		Rize	VII	0.1		İelahiye-Sİİİİİİ
VIII	13.6		Rize	VIII	0.1		Sİİİİİİİ-Alanya-Anamur
IX	14.6		Rize	IX	0.5		Mardin
X	13.9		Rize	X	3.1		Sİİİİİİİ
XI	13.9		Giresun	XI	4.4		Tarsus
XII	13.9		Yeşilköy	XII	4.4		Tarsus
XIII	17.7			XIII	4.8		D11 (İğdır)

YÜKSEK DEĞER

Kocaeli-İzmit	18.4
Bozkurt	17.2
Bozkurt-Giresun	15.8
Giresun-Rize	14.5
Kars	17.9
Kars	15.3
Rize	13.8
Rize	13.6
Rize	14.6
Rize	13.9
Giresun	13.9
Yeşilköy	17.7

DÜŞÜK DEĞER

İğdır	6.0
İğdır	5.0
İğdır	6.2
Mİİİİİİ	4.2
Sİİİİİİİ	3.0
Pethiye	0.8
İelahiye-Sİİİİİİİ	0.1
Sİİİİİİİ-Alanya-Anamur	0.1
Mardin	0.5
Sİİİİİİİ	3.1
Tarsus	4.4
D11-İğdır	4.8

ORTALAMA KARLA ÖRTÜLÜ GÜNLER SAYISI(Üst satır)

EN YÜKSEK KAR ÖRTÜSÜ KALINLIĞI (cm.)(Alt satır)

İstasyon	Rasat	YILLIK												
		A	Y	L	A	R								
A d ı	Yılı	I	II	III	IV	V	IV	VII	VIII	IX	X	VI	XII	
Adana	37	
	29	
Adapazarı	27	3.4	2.9	1.1	0.2	1.1	8.7
	28	34.	26.	13.	33	16	34.
Adıyaman	27	3.0	1.4	0.4	1.5	0.3
	27	42.	18.	11.	49.	49.
Afyon	37	9.4	7.7	3.6	0.7	0.0	0.6	5.4	27.5
	35	86	87	75	52	2	63	88	88
Alhisar	35	0.5	0.4	0.0	0.0	0.5	1.5
	29	19	12	1	5	12	19
Akşehir	28	9.0	7.9	4.7	0.9	1.2	5.7	29.3
	26	62	80	90	55	32	44	90
Alanya	23
	24
Alpaslan	8	24.0	23.9	23.9	1.0	2.5	13.8	89.0
	8	55	97	115	22	15	35	115
Alpullu	23	5.5	3.3	0.8	0.3	2.3	12.2
	23	38	27	14	3	34	38
Amasya	29	5.8	3.6	0.8	0.0	0.5	1.5	12.2
	29	40	29	15	3	8	26	40
Anamur	23
	23
Ankara	40	7.7	7.4	2.2	0.3	0.5	3.7	21.7
	40	33	32	24	12	15	25	33
Antakya	26	0.5	0.2	0.2	0.9
	26	12	15	20	20
Antalya	36	0.0	0.0
	36	1	1
Ardahan	28	28.9	26.6	26.0	6.8	0.8	6.0	21.5	116.6
	28	83	107	96	79	19	80	82	107
Artvin	18	12.1	11.9	4.7	0.3	0.1	1.7	6.9	37.7
	18	131	102	65	9	13	69	69	131
Aydın	35	0.2	0.0	0.3
	31	8	6	8
Balıkesir	29	2.0	1.6	0.5	0.0	0.1	0.7	4.9
	29	16	15	9	1	5	38	38
Bandırma	34	1.9	1.7	0.3	0.7	4.6
	34	35	19	20	32	35
Batman	6	1.8	0.8	0.2	0.2	3.0
	5	6	18	4	1	18
Bergama	31	0.4	0.4	0.2	1.0
	28	11	9	14	14
Beyşehir	23	5.7	7.1	1.8	0.6	0.9	2.8	18.8
	25	33	45	22	12	40	18	45
Bilecik	34	8.0	6.2	2.6	0.1	0.6	3.4	21.0
	28	41	40	24	7	20	38	41
Bodrum	29
	29
Bolu	37	13.8	11.4	5.8	0.7	1.7	5.9	39.4
	37	66	72	57	11	53	66	72
Bozkurt	5	10.2	9.8	4.8	0.8	0.4	2.2	28.2
	5	125	71	32	14	4	29	125
Burdur	29	3.4	2.1	1.2	0.1	0.2	2.2	9.5
	29	19	41	38	4	15	30	41
Bursa	37	3.8	3.2	0.9	0.0	0.3	1.8	10.1
	37	80	50	19	1	33	35	80
Ceylanpınar	10	0.4	0.6	0.1	1.1
	10	13	7	1	13
Çanakkale	35	2.1	1.8	0.7	0.0	0.1	0.9	5.6
	35	15	24	24	4	1	12	24

ORTALAMA KARLA ÖRTÜLÜ GÜNLER SAYISI (Üst satır)

EN YÜKSEK KAR ÖRTÜSÜ KALINLIĞI (cm.) (Alt satır)

(2)

İstasyon	Rasat	Y												YILLIK
		I	II	III	IV	V	VI	VII	VIII	IX	X	XI	XII	
Çankırı	25	6.6	8.2	1.4	0.1	0.5	6.0	22.8
	24	57	55	20	2	14	58	58
Çiçekdağ	8	3.3	6.8	1.4	0.6	0.3	12.3
	8	19	25	11	10	8	25
Çorlu	29	4.4	2.4	1.1	0.0	0.1	2.3	10.4
	29	46	31	18	3	29	57	57
Çorum	37	12.2	8.9	3.6	0.4	0.3	4.8	30.7
	37	37	28	30	20	28	25	37
Çumra	8	3.0	4.0	1.0	0.5	0.5	9.0
	8	10	14	3	5	8	14
Balaman	8
	8
Denizli	25	1.1	1.4	0.2	0.5	0.9	4.0
	25	8	36	9	15	23	36
Dikili	26	0.2	0.3	0.1	0.6
	26	7	4	2	7
Dil (İğdır)	8	10.5	7.2	1.0	1.0	4.0	23.7
	8	11	11	8	14	14	14
Diyarbakır	37	5.6	3.8	0.9	0.1	2.0	12.5
	37	40	34	25	13	29	40
Dört Yol	37	0.0	0.0
	37	2	2
Edirne	37	7.4	4.2	1.4	0.1	0.2	3.8	16.9
	37	46	50	25	12	4	24	50
Elazığ	35	13.0	9.7	3.2	0.1	0.0	0.4	4.5	31.0
	37	56	48	31	4	1	11	68	68
Elmalı	13	4.8	2.8	1.2	0.1	0.1	1.9	11.0
	13	50	33	10	2	9	50
Ereğli Kd.	15	4.3	3.3	0.5	0.2	0.7	9.0
	17	77	56	15	9	6	77
Erzincan	34	15.3	13.1	5.0	0.2	0.1	0.2	7.4	41.7
	34	55	74	24	15	8	13	27	74
Erzurum	35	29.7	26.7	24.5	4.9	0.1	.	.	.	0.1	0.9	5.5	22.9	115.4
	30	63	78	77	54	5	.	.	.	8	18	34	68	78
Esenboğa	10	6.0	12.1	1.8	0.2	2.5	22.6
	10	16	30	15	3	16	30
Eskişehir	37	10.1	7.9	2.0	0.2	0.5	4.4	25.1
	37	29	31	18	14	16	27	31
Eskişehir S.Z.	9	6.6	7.8	2.4	2.2	19.0
	9	15	16	10	12	16
Etmesgut	13	6.3	6.4	0.9	0.2	1.8	15.7
	13	15	20	24	2	14	24
Fethiye	26
	26
Florya	29	3.4	2.7	0.9	0.1	1.0	8.1
	29	35	45	21	4	15	45
Gaziantep	30	4.5	2.9	0.7	0.0	2.3	10.4
	28	38	47	35	47
Giresun	37	4.2	4.2	1.6	0.1	0.2	0.8	11.1
	37	94	125	35	5	28	27	125
Göztepe	37	3.2	3.2	0.8	0.2	1.1	8.5
	37	75	70	19	12	17	75
Hakkari	16	29.0	27.4	23.6	4.1	1.8	13.7	99.7
	16	146	189	200	134	40	100	200
Hopa	21	4.1	2.9	2.0	0.2	0.2	1.3	10.7
	21	71	109	38	38	40	26	109
İğdir	23	15.3	12.4	3.2	0.1	1.0	5.6	37.7
	23	22	28	18	2	12	15	28

ORTALAMA KARLA ÖRTÜLÜ GÜNLER SAYISI (Üst satır)

EN YÜKSEK KAR ÖRTÜSÜ KALINLIĞI (cm) (Aht satır)

(3)

İstasyon	Rasat	A												YILLIK
		Yılı	I	II	III	IV	V	VI	VII	VIII	IX	X	XI	
İnebolu	26	4.7	5.2	2.3	0.0	0.7	1.8	14.7
	23	91	72	32	3	27	30	91
İskenderun	26
	26
İslâhiye	31	1.7	1.3	0.1	1.1	4.2
	31	30	48	13	27	48
Isparta	37	6.3	4.0	1.8	0.4	0.5	2.6	15.5
	37	38	40	59	19	18	35	59
İzmir	37	0.2	0.1	0.4
	37	32	24	32
Karaköse	28	28.2	26.4	27.7	6.7	0.5	3.9	21.6	115.0
	28	155	180	174	66	21	52	52	180
Karaman	32	7.0	6.0	2.1	0.4	0.5	4.2	20.2
	29	66	27	24	8	5	20	66
Kare	35	29.9	26.0	23.3	4.5	0.0	0.5	4.7	21.2	110.2
	36	70	120	88	69	16	11	25	41	120
Kartal	16	2.4	2.3	0.6	0.2	0.2	5.8
	16	17	17	9	5	4	17
Kastamonu	36	13.2	11.5	4.6	0.6	0.0	1.3	7.0	38.2
	36	53	43	28	21	1	24	26	53
Kayseri	34	14.2	11.2	4.3	0.4	1.3	6.2	37.6
	34	28	35	20	12	42	25	42
Kırşehir	37	9.0	6.5	2.3	0.2	1.0	3.7	22.6
	37	60	35	35	5	48	52	60
Kızılcahamam	20	12.7	13.2	5.8	0.5	0.7	6.7	39.5
	22	73	82	31	13	17	46	82
Kilis	32	1.4	0.8	0.2	0.8	3.2
	28	20	15	6	58	58
Kireçburnu	16	3.1	3.7	0.8	0.1	7.3
	18	36	60	20	7	30	60
Kocaeli	35	3.7	3.8	0.8	0.3	1.1	9.6
	35	35	90	14	32	31	90
Konuklar	9	8.1	8.4	2.4	0.4	1.2	2.3	23.0
	9	14	18	17	6	7	10	18
Konya	37	7.9	5.9	2.3	0.2	0.6	3.9	20.8
	37	48	66	37	13	17	25	66
Köyceğiz	12	0.1	0.1
	12	4.	4.
Kumköy	15	2.1	2.1	0.7	0.1	4.9
	15	15	20	12	2	20
Kuşadası	31	0.1	0.1
	31	3	3
Kütahya	37	10.5	9.1	4.0	0.4	1.0	5.6	30.8
	37	37	40	31	32	23	44	44
Lüleburgaz	33	4.4	2.6	1.1	1.9	9.9
	33	33	30	20	50	50
Malatya	37	14.0	11.9	3.4	0.1	0.5	4.2	34.0
	37	47	59	54	5	19	67	67
Manisa	36	0.8	0.6	0.0	0.6	2.0
	36	44	44	8	13	44
Maraş	20	4.3	2.3	0.1	0.6	7.2
	17	50	37	2	7	50
Mardin	27	8.0	5.0	2.2	0.1	0.1	3.1	18.5
	27	60	69	93	2	5	91	93
Marmaris	13
	13
Menemen	9	0.3	0.3
	11	4	3.	4
Merzifon	35	8.1	4.2	1.6	0.3	0.7	3.9	18.7
	33	30	32	17	3	13	30	32

ORTALAMA KARLAÖRTÜLÜ GÜNLER SAYISI (Üst satır)

EN YÜKSEK KAR ÖRTÜSÜ KALINLIĞI (cm.) (Alt satır)

(4)

İstasyon	Rasat	A												YILLIK
		Yılı	I	II	III	IV	V	VI	VII	VIII	IX	X	XI	
Mersin	34	0.0	0.0
	34	2	2
Mesudiye	8	15.8	13.8	7.5	1.4	0.1	3.5	10.5	52.5
	12	73	91	70	15	1	80	110	110
Milâs	24
	24
Muğla	35	0.5	0.6	0.2	0.0	0.1	1.6
	31	9	10	6	4	10	10
Nazilli	9
	9
Nevşehir	11	11.4	11.5	4.0	0.6	0.1	2.7	5.2	35.4
	11	19	25	14	15	3	12	34	34
Niğde	31	12.4	8.1	3.3	0.4	1.5	5.4	31.1
	31	34	25	30	3	30	26	34
Osmaniye	10	0.1	0.1
	15	2	4	.	4
Ödemiş	16	0.1	0.1	0.1	0.2	0.4
	18	2	2	2	18	18
Rize	37	5.3	5.5	2.6	0.1	0.4	2.0	15.8
	37	187	177	52	21	29	50	187
Samsun	37	3.6	3.4	1.2	0.1	0.2	0.9	9.4
	37	47	76	20	3	30	18	76
Siirt	33	8.3	5.6	1.9	0.1	0.3	2.5	18.7
	27	60	96	76	11	19	37	96
Silifke	35	0.0	0.0
	35	11	11
Sinav	28	9.8	8.0	5.4	0.7	0.1	1.3	4.4	29.5
	28	41	36	86	22	9	32	50	86
Sinop	35	2.5	2.5	1.0	0.0	0.2	0.7	7.0
	30	34	50	8	2	14	15	50
Sivas	35	20.3	19.3	8.4	0.9	2.3	11.7	63.0
	35	102	110	76	15	30	102	110
Şile	28	2.9	2.6	0.6	0.1	0.4	6.6
	28	29	28	18	2	12	29
Tarsus	10
	14
Tekirdağ	35	2.6	2.5	0.8	0.1	1.3	7.3
	30	25	19	16	19	20	25
Trabzon	35	3.1	3.0	0.7	0.1	0.2	1.0	8.1
	35	115	70	26	2	17	33	115
Tokat	33	8.4	5.6	2.0	0.1	0.7	3.4	20.2
	30	62	50	30	10	22	53	62
Ulaş	8	40	6	5	7	7	9	54
	8	40	6	5	7	9	54	54
Uludağ	13	31.0	28.3	31.0	28.6	12.4	0.2	.	.	0.5	4.0	9.2	27.8	173.1
	17	380	402	412	320	160	17	.	.	22	35	193	215	412
Ulukışla	30	13.9	11.3	5.4	0.9	0.0	.	.	.	0.0	0.0	1.8	6.4	39.7
	29	48	28	38	8	3	.	.	.	1	4	29	55	55
Urfa	34	1.5	0.8	0.1	0.3	2.7
	34	24	14	3	10	24
Uşak	36	4.6	3.1	1.8	0.2	0.2	2.1	11.9
	34	39	24	26	10	24	28	39
V a n	34	23.0	22.5	15.6	2.5	0.0	0.2	3.0	13.6	80.7
	30	81	95	65	42	2	10	30	44	95
Yalova	22	0.8	0.8	0.2	0.2	2.0
	24	30	12	9	18	30
Yenişehir	16	5.4	3.7	0.7	0.1	2.1	12.0
	21	40	18	9	9	26	40

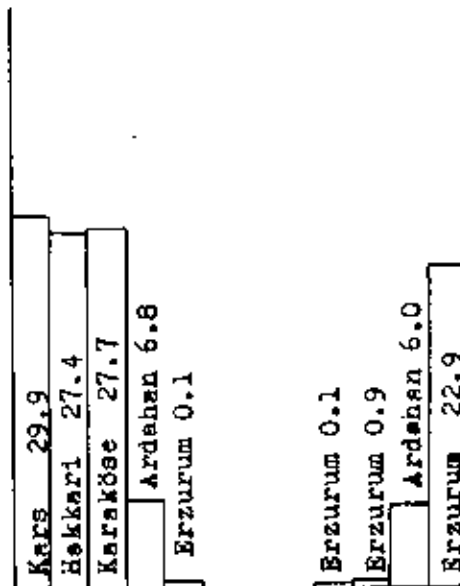
ORTALAMA KARLA ÖRTÜLÜ GÜNLER SAYISI (Üst satır)
 EN YÜKSEK KAR ÖRTÜSÜ KALINLIĞI (cm) (Alt satır)
 (5)

İstasyon A d ı	Rasat Yılı	A			Y			L			A			R			YILLIK
		I	II	III	IV	V	VI	VII	VIII	IX	X	XI	XII				
Yeşilköy	10	2.1	2.5	0.8	0.2	1.3	6.9			
	10	18	27	6	1	30	30			
Yozgat	31	16.2	17.3	8.6	0.9	0.1	2.5	7.5	53.0			
	35	70	92	58	15	2	26	53	92			
Zonguldak	35	4.5	4.2	1.8	0.5	1.4	12.4			
	30	105	96	20	25	43	105			

Mevcut Rasat Kayıtlarına Göre
 Kar Örtüsü Kaydetmeyen
 İstasyonlar

Ortalama Karla Örtülü Günler Sayısı

İstasyon Adı	Rasat Yılı	Aylar	Yüksek Değer	İstasyon Adı
Adana	37	I	29.9	Kars
Alanya	23	II	27.4	Hakkari
Anamur	23	III	27.7	Karaköse
Bodrum	29	IV	6.8	Ardahan
Dalaman	8	V	0.1	Erzurum
Fethiye	26	VI	-	-
İskenderun	26	VII	-	-
Marmaris	13	VIII	-	-
Milâs	24	IX	0.1	Erzurum
Nazilli	9	X	0.9	"
Tarsus	10	XI	6.0	Ardahan
		XII	22.9	Erzurum
		YILLIK	116.6	Ardahan



En Yüksek Kur Ürtüsü Kalınlığı (cm)

<u>Yıllar</u>	<u>Yüksek Değer</u>	<u>İstasyon Adı</u>	<u>Yıllık</u>	<u>Düşük Değer</u>	<u>İstasyon Adı</u>
I	187	Rize	I	1	Antalya
II	189	Hakkari	II	2	Elazığ
III	200	Hakkari	III	1	Elazığ
IV	134	"	IV	1	Balıkesir-Bursa
V	16	Kars	V	2	Van
VI	-	-	VI	-	-
VII	-	-	VII	-	-
VIII	-	-	VIII	-	-
IX	1	Ulukışla	IX	-	-
X	21	Karaköse	X	1	Elazığ-Mesudiye
XI	80	Ardahan-Mesudiye	XI	1	Çanakkale-Yeşilköy
XII	110	Mesudiye	XII	1	Batman
YILLIK	200	Hakkari	YILLIK	1	Antalya

YÜKSEK DEĞER

Rize	187
Hakkari	189
Hakkari	200
Hakkari	134
Kars	16
Ulukışla	1
Karaköse	21
Ardahan	80
Mesudiye	110

DÜŞÜK DEĞER

Köyceğiz	0,3
Menemen	3
Akhisar	1
Balıkesir-Bursa	1
Van	2
Elazığ	Mesudiye 1
Çanakkale-Yeşilköy	1
Batman	1

ORTALAMA SISLI GUNLER SAYISI

İstasyon A d ı	Rasat Yılı	I		A		Y		L		A		R		YILLIK
		I	II	III	IV	V	VI	VII	VIII	IX	X	XI	XII	
Adana	37	0.2	0.5	0.8	1.2	0.6	0.4	0.3	0.3	0.2	0.0	0.2	0.1	4.8
Adapazarı	26	2.5	1.9	1.8	2.5	1.3	1.0	2.0	1.6	2.9	4.6	4.0	2.8	28.9
Adıyaman	27	1.8	1.3	0.6	0.3	0.0	0.5	1.8	6.2
Afyon	35	3.9	2.5	1.1	0.3	0.4	0.2	.	.	0.3	1.2	3.5	4.5	17.6
Akhisar	32	2.3	1.9	0.7	0.1	0.2	2.2	2.9	10.2
Akşehir	28	1.7	1.2	0.5	0.0	0.3	0.2	.	.	0.1	0.2	1.0	2.8	7.9
Alanya	23	0.1	.	.	0.1	0.1	0.1	0.2	0.7
Alpaslan	7	6.0	6.6	7.0	.	0.3	0.1	.	.	.	0.4	2.1	3.6	26.3
Alpullu	24	5.8	2.3	1.6	1.3	0.9	0.8	0.3	0.3	1.0	3.2	3.4	4.8	23.7
Anasya	27	2.3	1.8	0.8	0.4	0.5	0.2	.	0.0	0.1	0.4	1.5	1.7	9.8
Anamur	22	0.0	0.0	0.1
Ankara	40	5.6	5.3	3.0	2.0	0.5	0.3	0.2	0.1	0.4	1.4	4.0	5.2	25.9
Antakya	26	1.9	0.8	0.2	0.1	0.5	1.4	2.2	7.2
Antalya	36	0.2	0.0	0.3	0.4	0.2	0.1	0.4	0.1	0.3	0.3	0.1	0.3	2.6
Ardahan	28	6.9	5.6	4.4	1.1	0.4	0.3	0.5	0.4	0.5	0.6	2.1	5.4	28.2
Artvin	18	1.5	1.3	1.2	0.8	0.9	0.5	0.3	0.4	0.6	1.3	1.1	1.4	11.3
Aydın	32	0.3	0.2	0.1	.	0.0	.	.	0.0	.	0.1	0.1	0.3	1.2
Balıkesir	29	4.3	2.6	1.2	0.7	1.0	0.2	0.0	0.0	0.2	1.9	5.1	5.2	22.6
Bandırma	34	2.6	1.6	1.4	1.0	1.0	0.1	0.1	0.2	0.9	2.2	4.0	2.9	17.9
Batman	5	2.4	0.8	1.2	1.2	0.2	0.8	4.4	5.4	16.4
Bergama	31	1.3	1.1	1.1	0.7	0.4	0.0	.	.	0.1	0.1	0.4	1.2	6.3
Beyşehir	23	1.3	1.1	0.3	0.0	0.8	0.8	.	0.0	.	0.1	1.0	1.5	6.8
Bilecik	30	1.4	1.3	0.9	1.0	0.3	0.0	.	.	0.0	0.4	0.6	1.4	7.2
Bodrum	29	0.1	0.0	0.1	0.0	.	0.1	0.1	.	0.4
Bolu	35	4.9	2.8	1.9	1.8	1.5	1.4	0.6	0.5	2.1	4.1	4.5	4.1	30.2
Bozokurt	5	0.8	3.2	3.4	4.4	1.8	0.2	.	.	0.2	.	0.4	0.8	15.2
Burdur	20	2.0	0.5	0.2	0.0	0.4	2.6	5.8
Bursa	37	1.6	1.6	1.3	1.4	1.6	0.4	0.0	0.1	0.5	2.0	2.7	1.9	15.2
Ceylanpınar	10	1.6	1.6	1.8	0.6	0.2	1.6	1.9	9.3
Çanakkale	35	0.7	0.6	0.7	0.3	0.2	.	.	0.0	.	0.3	0.5	0.7	4.1
Çankırı	22	3.1	1.6	1.0	0.1	0.0	0.0	0.0	.	0.1	0.2	1.0	3.2	10.5
Çiçekdağ	8	2.4	1.1	0.1	0.1	0.1	0.4	1.9	6.1
Çorlu	29	2.6	1.8	0.8	0.8	0.7	0.2	0.3	0.6	0.9	1.7	2.1	2.8	15.3
Çorum	37	2.3	1.3	0.7	0.4	.	0.0	0.0	0.1	0.0	0.3	1.5	3.2	9.9
Çumra	8	1.5	1.5	0.3	0.1	0.1	0.5	0.6	3.2	7.8
Dalaman	9	0.1	0.1	.	0.3	0.3	0.1	0.1	0.3	1.4
Denizli	22	0.7	0.4	0.3	.	0.1	0.1	0.5	0.6	2.7
Dikili	26	0.0	.	0.1	0.1	.	.	.	0.1	0.0	.	.	0.1	0.4
Dil (İğdır)	8	7.4	0.6	0.4	0.2	2.6	4.8	16.0
Diyarbakır	37	3.4	2.1	0.8	0.2	0.4	0.5	1.1	3.4	11.9
Dört Yol	37	0.2	0.2	.	.	0.1	.	0.1	.	.	0.1	0.1	0.1	0.8
Edirne	37	6.0	3.0	2.0	1.1	0.9	0.2	.	0.0	0.2	3.6	5.8	6.3	29.2
Elâzığ	34	4.9	2.9	1.9	0.5	0.4	0.1	0.3	0.1	0.1	0.3	2.1	5.4	19.1
Elazığ	13	7.0	2.1	1.4	0.5	0.4	0.3	.	.	.	0.7	1.2	3.5	17.0
Ereğli	17	0.8	1.2	2.2	3.6	2.7	0.8	0.1	0.2	.	.	0.2	0.4	12.2
Erzincan	34	1.8	1.4	0.8	0.1	0.1	0.0	.	0.1	0.0	0.5	1.2	1.9	7.9
Erzurum	37	3.7	2.6	2.1	0.6	0.0	0.1	.	.	0.1	0.2	1.3	3.4	14.1
Esenboğa	10	6.2	4.1	1.5	0.5	0.4	.	.	.	0.1	1.1	2.4	5.1	21.4
Eskişehir	37	3.4	2.6	1.2	0.8	0.4	0.2	.	0.0	0.4	1.9	4.2	4.2	19.4
Eskişehir S.2	9	4.3	1.7	1.2	0.9	0.6	.	.	.	0.4	2.9	4.3	4.2	20.6
Etimesgut	13	2.2	1.7	0.7	0.2	0.2	0.1	.	.	.	1.1	4.2	3.8	14.3
Fethiye	26	0.4	0.6	0.5	0.3	0.1	0.2	0.1	2.2
Florya	29	1.2	1.4	1.5	1.2	1.3	0.5	0.6	0.6	1.2	1.4	1.3	1.2	13.2
Gaziantep	29	3.6	1.8	0.3	0.0	0.6	2.8	9.2
Giresun	37	1.2	1.5	2.5	4.0	2.9	0.5	0.4	0.6	0.1	0.4	0.6	0.4	15.2
Göztepe	37	0.7	0.8	0.7	0.9	1.0	0.3	0.4	0.6	1.2	1.1	0.9	0.8	9.6
Hakkâri	16	1.0	0.8	2.4	1.3	0.4	.	.	.	0.0	0.6	0.7	1.3	8.7
Hopa	20	0.3	0.3	0.9	2.3	1.2	0.3	.	0.2	5.3
İğdır	23	3.0	1.4	0.7	0.1	0.0	0.4	1.8	2.8	10.3

(2)
ORTALAMA SISLI GUNLER SAYISI

İstasyon A d ı	Rasat Yılı	A												YILLIK
		I	II	III	IV	V	VI	VII	VIII	IX	X	XI	XII	
İnebolu	27	1.8	2.1	4.3	6.1	6.1	2.0	0.6	0.5	0.0	0.0	3.0	1.5	27.5
İskenderun	26	0.0	.	.	0.0	0.4	0.1	0.5
İslâhiye	31	0.5	0.6	0.1	0.0	0.0	.	.	.	0.0	0.2	0.1	0.5	2.1
Isparta	37	2.5	1.4	0.9	0.2	0.1	1.5	1.8	3.6	12.0
İzmir	37	0.2	0.1	.	0.1	.	.	.	0.0	.	.	0.1	0.1	0.6
Karaköse	27	4.9	4.8	6.5	2.1	0.3	.	.	.	0.1	0.3	2.1	0.6	27.5
Karaman	27	2.9	1.3	0.4	0.0	.	0.0	.	.	0.0	0.3	1.0	2.6	8.5
Kars	35	6.8	4.0	1.7	0.4	0.3	0.2	0.1	0.0	0.1	0.3	2.2	5.2	23.9
Kartal	16	0.3	0.7	0.3	0.5	0.4	0.1	0.1	0.2	0.3	0.4	0.7	0.5	6.0
Kastamonu	36	5.3	2.5	1.2	0.5	0.2	0.1	.	0.0	0.1	0.4	2.7	6.7	14.8
Kayseri	34	4.3	2.6	1.5	0.4	0.2	0.1	0.1	.	0.1	0.9	3.2	4.8	18.2
Kırşehir	37	1.6	0.9	0.3	0.1	0.1	0.0	0.1	0.1	0.2	0.6	1.0	1.9	6.9
Kızılcahamam	16	0.9	0.9	0.5	0.1	0.3	0.6	1.2	2.1
Kilis	34	2.2	1.3	0.3	0.2	0.1	.	.	.	0.0	0.1	0.9	2.4	7.0
Kireçburnu	16	1.4	1.9	2.4	2.6	1.8	0.4	0.1	0.2	0.6	1.8	1.0	1.3	15.6
Kocaeli	35	1.3	1.2	1.6	1.7	0.9	0.6	0.1	0.2	0.5	1.1	1.7	2.2	13.0
Konuklar	9	1.8	1.3	0.4	0.2	0.2	0.1	.	.	.	0.7	0.7	2.1	7.7
Konya	37	4.3	2.5	0.8	0.2	0.2	0.1	0.1	.	0.2	0.5	2.4	6.2	17.4
Köyceğiz	12	6.6	2.9	2.5	0.1	.	.	.	0.1	.	0.3	2.0	3.7	12.4
Kuzköy	15	1.8	3.0	4.2	5.5	3.5	1.5	0.3	0.3	0.2	0.5	0.5	2.5	23.7
Kuşadası	31	.	.	0.0	0.1	0.1	.	0.1	0.1	0.1	0.1	0.0	.	0.2
Kütahya	37	3.4	2.7	1.1	0.6	1.4	0.4	0.2	0.1	1.0	2.8	4.7	4.3	22.2
Lüleburgaz	33	3.3	1.9	1.7	0.8	0.4	0.3	0.1	0.2	0.3	3.9	3.4	3.5	15.0
Malatya	37	3.5	2.8	0.8	0.2	0.1	.	0.0	.	0.1	0.3	1.5	3.5	12.9
Manisa	36	3.2	1.8	1.4	0.6	0.5	0.4	0.3	0.5	1.0	1.2	2.5	4.4	15.5
Maras	24	4.7	3.9	2.4	1.8	1.5	1.3	1.1	0.9	0.2	0.9	2.5	2.6	11.3
Mardin	27	7.0	5.3	3.9	2.1	0.9	0.4	2.4	5.1	27.2
Marmaris	13	0.2	.	0.3	0.9
Menemen	6	.	.	.	0.2	0.2
Merzifon	35	1.8	1.7	0.8	0.7	0.1	.	0.1	0.1	0.0	0.3	1.4	2.3	7.7
Nersin	32	0.1	0.1	0.3	0.3	0.3	0.2	0.0	.	0.1	0.2	0.3	0.1	2.0
Nesudiye	5	.	1.2	1.0	1.2	0.6	0.2	.	.	1.0	1.4	1.3	0.4	2.0
Milâs	24	3.3	2.5	1.9	0.7	0.5	0.3	.	0.4	0.3	1.9	3.0	3.5	10.2
İnönü	31	3.2	2.0	1.0	0.5	0.3	0.1	.	0.0	0.1	1.3	2.0	3.3	12.0
Nazilli	9	0.2	0.3	.	0.1	.	.	.	0.1	0.2	0.3	0.7	0.6	2.0
Nevşehir	11	1.8	1.8	1.7	0.8	0.3	0.6	.	.	0.2	0.7	1.2	2.2	11.2
Niğde	31	2.4	1.5	0.9	0.2	.	.	.	0.0	0.0	0.1	1.0	2.5	7.8
Osmaniye	10	0.1	.	.	0.3	0.4
Ödemiş	16	0.5	0.3	0.1	0.1	0.1	0.1	.	.	0.3	0.3	1.3	1.3	3.7
Rize	37	0.2	0.4	1.8	2.6	2.4	0.2	0.0	0.1	0.2	0.5	0.1	0.3	2.9
Samsun	37	0.7	0.8	2.1	2.6	2.5	0.2	0.0	0.0	.	0.2	0.4	0.5	10.0
Siirt	32	4.3	2.2	1.2	0.1	0.1	.	.	.	0.0	0.1	1.2	2.3	11.3
Silifke	33	0.1	0.2	0.3	0.2	0.4	0.4	0.4	0.2	.	0.2	0.1	0.1	2.5
Sınav	28	0.8	1.2	1.3	1.0	0.7	0.4	0.4	0.3	0.8	0.8	1.1	1.2	5.9
Sinop	35	0.5	1.4	3.0	4.5	6.0	1.5	0.3	0.3	0.2	0.4	0.4	0.3	13.9
Sivas	36	4.5	3.2	1.9	0.8	0.5	0.1	0.1	0.2	0.4	1.8	4.1	4.7	22.1
Şile	28	1.2	1.8	3.0	4.5	4.1	0.7	0.3	0.1	0.2	0.3	0.3	1.2	17.0
Tarsus	14	.	.	0.2	0.1	0.1	0.1	.	.	0.2
Tekirdağ	35	1.1	1.0	0.7	0.3	0.4	0.0	.	.	0.1	0.6	0.7	0.7	5.7
Trabzon	31	0.4	0.8	2.1	3.1	2.5	0.5	0.0	0.0	.	0.0	0.2	0.2	9.8
Tokat	33	1.5	0.9	0.5	0.2	0.2	0.4	0.3	0.3	0.4	0.5	1.6	1.4	6.1
Ulaş D.Ü.Ç.	3	.	1	3	.	1
Uludağ	13	12.6	11.6	12.5	8.3	6.5	5.9	3.5	4.6	5.6	5.9	8.6	13.5	59.5
Ulukışla	28	3.7	2.5	2.1	1.4	0.4	0.2	0.1	0.0	0.1	0.7	1.3	2.9	10.0
Urfa	34	2.9	1.3	0.8	0.2	0.2	0.1	.	0.1	0.1	0.4	1.1	3.2	10.2
Uşak	36	3.3	2.6	3.1	2.8	0.9	0.6	0.4	1.3	1.9	2.8	3.1	3.2	20.0
Van	32	0.4	0.5	1.2	0.5	0.5	0.0	0.3	0.6	4.0
Yalova	21	0.6	1.3	0.9	0.7	0.4	0.0	0.0	.	0.1	0.1	0.3	0.9	3.3
Yenişehir	16	1.8	1.1	1.8	1.0	0.8	0.2	0.1	0.1	1.0	2.4	3.6	3.8	12.9
Yeşilköy	10	0.9	0.8	0.7	1.6	1.2	0.3	3.0	0.4	0.3	0.7	0.5	1.2	8.9
Yozgat	31	1.8	2.4	1.2	0.7	0.2	0.1	.	.	0.1	0.3	1.0	2.0	5.6
Zonguldak	35	2.7	2.5	4.5	5.8	5.4	1.1	0.4	0.4	0.1	0.4	1.7	1.2	20.0

Ortalama Sıcak Günler Sayısı

<u>AYLAR</u>	<u>Yüksek Değer</u>	<u>İstasyon Adı</u>
I	7.4	D11 (İğdir)
II	6.6	Alpaslan (D.Ü.Ç.)
III	7.0	Alpaslan
IV	6.1	İnebolu
V	6.1	"
VI	2.0	"
VII	2.0	Adapazarı
VIII	1.6	"
IX	2.9	"
X	4.6	"
XI	5.8	Edirne
XII	6.7	Kastamonu
<u>YILLIK</u>	<u>30.2</u>	<u>Bolu</u>

Dil-İğdir	7.4
Alpaslan D.Ü.Ç.	6.6
Alpaslan	7.0
İnebolu	6.1
İnebolu	6.1
İnebolu	2.0
Adapazarı	2.0
Adapazarı	1.6
Adapazarı	2.9
Adapazarı	4.6
Edirne	5.8
Kastamonu	6.7

ORTALAMA ORAJLI GÜNLER SAYISI

İstasyon A d ı	Rasat Yılı	A			Y		L		A		B		YILLIK	
		I	II	III	IV	V	VI	VII	VIII	IX	X	XI	XII	
Adana	37	1.7	2.1	2.4	3.4	4.6	2.7	1.0	0.7	2.1	3.3	1.9	1.5	27.4
Adapazarı	22	0.0	.	0.2	0.5	1.9	2.3	1.1	0.7	1.0	0.5	0.3	.	8.5
Adıyaman	26	0.4	0.2	0.9	3.0	4.1	1.5	0.5	0.4	0.7	1.2	0.7	0.3	13.9
Afyon	36	.	0.1	0.3	1.6	5.1	5.1	2.6	1.3	1.7	0.5	0.3	0.1	19.0
Akhisar	29	1.1	1.2	0.9	1.7	3.1	1.6	0.8	0.5	0.8	1.3	2.0	1.3	16.1
Akşehir	25	.	0.1	0.1	0.6	2.0	2.4	0.9	0.6	0.6	0.4	0.1	0.2	8.0
Alanya	22	3.8	3.5	2.1	1.6	1.7	0.6	0.3	0.1	0.9	2.7	2.6	4.0	24.1
Alpaslan	8	.	0.4	1.1	4.1	6.1	4.8	1.8	1.0	0.7	0.9	0.5	0.3	21.8
Alpullu	24	0.1	0.3	0.1	0.3	0.8	1.3	0.6	0.9	0.1	0.3	0.1	.	4.9
Amasya	28	0.0	0.1	0.4	0.8	2.8	1.8	0.8	0.4	0.5	0.3	0.2	0.0	8.1
Anamur	22	4.3	3.5	2.4	1.8	2.1	1.0	0.4	0.4	0.9	3.2	3.2	4.2	27.5
Ankara	40	0.0	0.1	0.6	2.1	6.0	5.4	2.4	1.4	1.3	1.0	0.3	0.1	20.7
Antakya	26	2.9	3.1	3.6	3.1	3.0	1.2	0.2	0.2	1.9	3.7	2.8	2.3	27.7
Antalya	36	3.5	3.2	1.9	1.9	3.8	2.9	0.8	0.8	1.6	3.4	3.0	3.8	30.4
Ardahan	28	.	0.1	.	0.3	1.5	3.0	2.0	1.9	0.6	0.0	0.0	.	9.4
Artvin	17	0.1	0.1	0.1	1.1	6.4	9.2	5.3	4.5	3.1	0.9	0.4	0.1	21.2
Aydın	25	2.1	2.4	1.8	2.0	3.4	2.1	0.9	0.6	0.9	1.3	2.3	2.1	23.5
Balıkesir	29	0.9	1.3	1.1	1.3	3.2	2.8	0.9	0.7	0.8	1.1	1.9	1.3	17.3
Bandırma	27	0.9	0.8	1.0	1.1	2.0	2.0	0.6	0.7	1.1	1.5	1.1	0.7	13.7
Batman	5	0.4	0.6	1.4	5.0	5.8	3.0	0.2	0.6	0.8	1.6	0.6	.	20.0
Bergama	28	1.3	0.9	0.6	0.9	1.3	0.8	0.5	0.2	0.3	0.5	1.1	0.9	9.3
Beypazarı	23	0.1	0.3	0.2	0.4	1.5	1.9	1.0	0.3	0.6	1.0	0.4	0.4	6.3
Bilecik	27	0.0	0.2	0.6	1.2	4.5	4.4	1.7	1.7	0.9	0.8	0.1	0.0	16.2
Bodrum	28	3.3	2.5	1.4	1.0	0.9	0.3	0.1	0.1	0.4	1.9	2.4	3.0	17.3
Bolu	37	.	0.1	0.2	1.4	4.2	4.6	2.1	1.6	1.1	0.4	0.1	0.1	15.9
Bozkurt	5	0.2	.	0.4	2.6	5.4	6.0	2.8	3.0	3.6	1.0	1.0	0.6	23.6
Burdur	27	0.3	0.5	0.5	1.6	4.3	4.4	1.8	1.2	1.4	1.3	0.7	0.6	13.7
Bursa	37	0.3	0.5	0.7	1.5	2.9	2.8	1.8	1.0	1.1	1.1	0.4	0.3	14.5
Ceylanpınar	10	0.1	0.9	1.2	3.4	3.4	1.1	0.1	.	0.6	1.0	0.7	0.4	14.8
Çanakkale	34	1.4	2.2	1.4	1.2	1.9	1.9	0.9	0.8	0.9	1.6	2.2	1.9	18.4
Çankırı	10	.	0.2	0.6	2.4	7.7	8.1	2.8	2.4	1.8	0.5	0.1	.	26.6
Çiçekdağ	8	.	.	0.5	0.6	2.0	1.6	0.6	0.1	0.1	.	0.1	0.1	5.9
Çorlu	29	0.8	0.2	0.5	0.5	1.7	2.3	1.3	0.9	0.6	0.4	0.8	0.4	10.6
Çorum	37	0.1	0.1	0.3	1.8	6.0	5.0	1.8	1.3	1.1	0.7	0.2	0.0	18.4
Çumra S.Z	8	.	0.1	0.8	0.4	1.9	2.1	0.4	0.5	0.3	0.6	0.4	0.3	7.9
Dalaman	9	3.9	3.6	2.9	2.6	3.3	1.6	0.4	.	1.2	3.8	4.8	6.9	34.9
Denizli	22	0.5	0.7	0.5	1.4	3.5	8.9	1.8	0.5	1.0	1.2	1.0	0.6	15.5
Dikili	25	1.5	1.5	1.0	0.9	1.1	0.7	0.2	0.1	0.2	1.0	1.7	1.7	11.5
Dil (İğdır)	8	.	0.7	1.3	3.0	6.6	7.6	4.0	2.2	1.2	1.1	0.3	.	23.1
Diyarbakır	37	0.0	0.6	1.3	4.3	4.9	2.5	0.9	0.4	0.9	1.7	0.9	0.2	18.6
Dört Yol	37	1.5	2.5	2.4	2.3	2.3	1.4	0.5	0.4	2.0	3.4	1.7	1.3	21.8
Edirne	37	0.4	0.4	0.6	1.4	4.8	4.6	3.4	2.0	1.2	1.1	0.9	0.3	21.0
Elâzığ	28	0.0	0.3	0.9	3.6	6.9	3.7	1.1	0.6	1.3	1.5	0.5	0.1	20.6
Elmalı	13	2.0	1.3	0.9	0.8	4.1	4.3	2.0	1.2	1.3	1.5	1.3	1.5	22.2
Kd. Ereğlisi	6	.	.	0.2	.	0.7	1.0	0.7	1.0	0.3	1.2	0.5	0.2	5.7
Arzincan	33	.	.	0.2	1.5	3.9	4.8	2.3	1.4	1.7	0.9	0.2	0.0	16.9
Erzurum	37	0.0	0.0	0.0	0.7	4.1	5.2	3.4	2.1	1.6	0.7	0.0	.	17.0
Esenboga	10	.	0.1	0.8	2.3	6.2	6.3	2.2	1.0	2.1	0.6	0.1	0.1	21.6
Eskişehir	35	0.1	0.1	0.8	1.9	5.2	4.2	2.2	1.7	1.5	0.6	0.3	0.2	18.6
Eskişehir S.Z.	9	.	.	0.1	0.2	1.3	1.9	0.2	0.7	0.7	.	.	0.1	5.7
Etimesgut	7	.	0.3	0.8	2.0	6.7	3.6	2.0	0.7	1.4	0.6	0.1	.	16.2
Etihiye	24	4.4	3.8	2.5	1.3	2.0	1.1	0.4	0.3	0.9	3.0	2.8	4.7	27.1
Florya	29	0.4	0.3	0.6	0.7	1.3	2.3	1.2	1.1	0.9	1.0	0.8	0.4	11.0
Gaziantep	27	0.1	0.5	0.8	2.2	3.2	1.6	0.4	0.4	0.9	1.1	0.7	0.2	12.1
Giresun	37	0.2	.	0.2	1.2	3.8	3.9	2.1	2.1	2.1	1.5	0.4	0.1	17.6
Göztepe	37	0.2	0.3	0.4	0.8	1.6	2.1	1.8	1.1	1.3	1.1	0.8	0.4	11.9
Hakkari	16	.	0.1	0.2	1.7	1.3	0.2	0.2	0.2	0.2	0.6	0.1	0.2	3.0
Hopa	12	0.3	0.2	0.3	0.2	1.0	2.1	1.0	1.3	1.1	0.7	0.7	0.3	9.0

ORTALAMA ORANLI GÜNLER SAYISI
(2)

İstasyon A d ı	Resat Yılı	YILLIK												
		I	II	III	IV	V	VI	VII	VIII	IX	X	XI	XII	
İğdir	19	.	.	0.2	1.3	6.1	6.6	2.8	1.8	1.6	0.8	.	.	21.4
İne bolu	10	0.1	0.7	0.2	1.9	3.9	4.7	3.2	2.9	3.9	0.7	0.9	0.3	23.4
İkenderun	25	2.2	2.4	2.7	3.0	3.7	1.4	0.2	0.3	3.1	4.7	2.3	1.7	35.8
İslâhiye	28	0.6	0.8	1.2	2.3	2.4	1.3	0.3	0.4	1.5	1.7	1.0	0.4	13.9
İsparta	37	0.5	0.7	0.9	2.1	4.5	5.0	2.4	1.9	2.2	1.7	0.6	0.7	24.3
İzmir	37	2.8	2.8	2.2	1.7	2.7	1.4	0.4	0.3	1.3	1.9	3.1	2.5	23.2
Karaköse	24	.	.	0.1	1.6	6.3	5.8	4.1	2.5	1.8	1.3	0.1	.	20.2
Karaman	34	0.0	0.1	0.2	0.5	1.5	1.4	0.4	0.1	0.3	0.3	0.1	0.2	3.3
Kars	34	.	.	0.0	0.8	3.9	5.2	3.2	2.7	1.8	0.5	0.0	.	18.2
Kartal	16	0.4	0.4	0.5	0.5	1.7	2.4	1.8	1.0	1.1	1.1	0.6	0.3	12.1
Kastamonu	36	0.1	0.1	0.5	4.8	6.4	8.6	4.4	3.6	3.3	1.2	0.3	0.1	32.5
Kayseri	33	.	0.2	0.3	2.3	6.3	3.6	1.5	1.3	1.8	1.0	0.3	0.1	20.6
Kırşehir	37	.	0.1	0.2	0.6	2.5	2.1	0.5	0.3	0.3	0.9	0.1	0.0	7.6
Kızılcahamam	21	.	.	0.4	1.5	4.9	3.7	1.7	1.1	1.0	0.1	0.1	.	24.1
Kilis	28	0.3	0.6	1.3	2.4	3.3	1.5	0.3	0.3	0.3	1.4	0.8	0.2	12.7
Kireçburnu	16	0.3	0.3	0.4	0.6	1.8	1.9	1.9	1.5	1.3	0.8	1.0	0.6	12.4
Kocaeli (İzmit)	29	0.3	0.3	0.3	0.8	2.7	3.6	2.1	1.7	1.3	1.1	0.4	0.2	14.9
Konuklar	9	.	0.1	0.2	0.7	2.3	2.5	0.6	0.2	1.0	0.4	0.3	.	6.4
Konya	37	0.1	0.1	0.5	1.7	4.9	3.8	1.1	0.7	1.1	1.1	0.4	0.1	13.7
Köyceğiz	12	3.0	1.9	1.4	0.9	1.4	0.5	0.3	.	1.0	1.4	1.9	3.6	17.7
Kumköy	15	0.2	0.5	0.4	0.7	2.8	2.8	2.5	1.3	2.0	1.0	1.1	0.6	13.1
Kuşadası	21	2.0	2.2	1.9	0.9	1.6	0.7	0.2	0.2	0.6	1.2	2.4	3.0	17.0
Kütahya	35	0.0	0.1	0.3	1.2	4.4	4.2	2.1	1.4	1.3	0.8	0.2	0.0	13.0
Lüleburgaz	25	0.4	0.3	0.5	1.0	3.1	2.0	2.2	1.4	1.0	0.8	1.3	0.6	13.7
Malatya	27	.	0.1	0.1	0.9	2.4	1.3	0.4	0.3	0.3	0.5	0.1	.	3.1
Manisa	36	1.4	1.4	1.4	1.9	3.6	2.1	1.0	0.7	0.9	1.4	2.1	1.7	11.0
Meraş	19	0.1	0.2	0.4	1.1	2.0	0.9	0.2	0.3	0.6	1.1	0.5	0.3	7.6
Mardin	25	0.2	0.4	0.8	1.9	2.2	0.6	0.1	0.1	0.3	0.3	0.4	0.1	7.2
Marmaris	10	4.2	3.8	2.6	1.7	2.3	1.2	0.6	.	1.4	2.6	3.4	4.5	26.5
Menemen S.Z.	6	3.3	3.0	2.7	1.5	2.2	0.7	0.2	.	0.8	1.0	3.0	1.3	19.7
Mersin	25	1.7	1.8	1.8	2.1	2.3	2.0	0.4	0.2	1.5	2.7	1.6	1.6	19.5
Mezdiye	5	.	.	0.8	2.8	8.2	7.4	0.6	0.4	2.2	1.2	.	0.2	23.8
Merzifon	30	0.1	0.1	0.6	1.9	6.4	5.4	1.7	1.5	1.5	1.0	0.3	0.0	20.4
Milâs	21	2.8	2.5	1.4	1.1	2.0	1.6	0.6	0.1	0.6	1.4	2.5	3.3	19.6
Muğla	31	2.9	2.7	2.3	2.3	4.6	3.8	2.3	1.2	1.9	3.0	2.9	2.9	32.7
Nazilli	9	0.9	1.6	0.9	1.4	1.9	2.7	0.9	0.6	0.9	1.1	1.8	1.0	15.6
Nevşehir	11	.	.	0.5	2.1	6.5	3.9	0.5	0.2	1.0	0.7	0.2	0.1	15.6
Niğde	31	0.1	0.1	0.5	2.1	5.9	4.9	1.0	0.9	1.6	0.9	0.2	0.1	16.3
Osmaniye	10	1.1	1.3	2.6	3.4	4.2	3.4	1.0	1.0	2.7	5.1	2.1	1.0	28.9
Ödemiş	15	1.1	1.3	0.8	0.9	2.0	1.1	0.4	0.2	0.4	0.7	1.1	0.7	10.6
Rize	37	0.2	0.1	0.0	0.5	1.2	2.4	2.1	2.0	2.2	1.4	0.7	0.4	13.1
Samsun	37	0.1	0.1	0.4	1.4	2.8	2.7	1.5	1.3	1.3	1.1	0.4	0.1	13.4
Siirt	25	0.2	0.6	1.2	5.2	5.6	2.6	0.6	0.2	0.6	2.3	1.0	0.2	20.1
Silifke	20	2.0	2.4	1.6	1.5	2.4	1.6	0.5	0.2	0.9	2.6	2.1	2.7	20.3
Simav	28	0.1	0.2	0.4	1.3	2.9	2.8	1.5	1.3	0.9	0.8	0.5	0.1	12.7
Sinop	28	0.0	0.3	0.2	0.9	2.0	2.8	2.0	1.9	1.9	1.1	0.5	0.2	13.9
Sivas	36	0.0	0.1	0.4	2.0	6.7	4.7	1.1	1.2	1.2	1.0	0.3	0.1	18.3
Şile	27	0.1	0.2	0.4	0.8	1.7	2.6	1.5	1.9	1.5	1.2	0.8	0.2	13.0
Tekirdağ	26	0.6	0.6	0.7	0.8	3.0	4.0	1.8	1.2	1.1	1.2	1.5	0.8	17.2
Trabzon	34	0.3	0.1	0.1	0.8	2.9	3.6	2.1	1.9	2.4	1.6	0.4	0.1	16.3
Tokat	28	.	0.1	0.3	1.3	4.0	2.8	0.6	0.4	0.9	0.8	0.0	0.0	11.1
Uludağ	13	0.4	0.1	0.2	1.1	2.2	1.4	1.2	0.6	0.5	0.5	0.3	0.2	9.7
Ulukışla	28	0.1	0.1	0.6	1.6	4.9	3.2	0.6	0.6	1.2	0.6	0.3	0.2	13.8
Urfa	34	0.3	0.2	0.9	1.9	1.9	0.9	0.2	0.1	0.4	0.8	0.8	0.3	8.7
Uşak	35	0.2	0.4	0.6	1.7	4.6	4.7	2.6	1.3	1.8	1.3	0.7	0.4	20.4
Van	26	.	.	0.0	0.7	3.1	3.5	1.8	1.5	1.3	1.8	0.3	0.0	17.2
Yalova	12	0.1	0.2	0.2	0.3	0.7	0.9	0.5	0.2	0.4	0.3	0.5	0.1	4.1

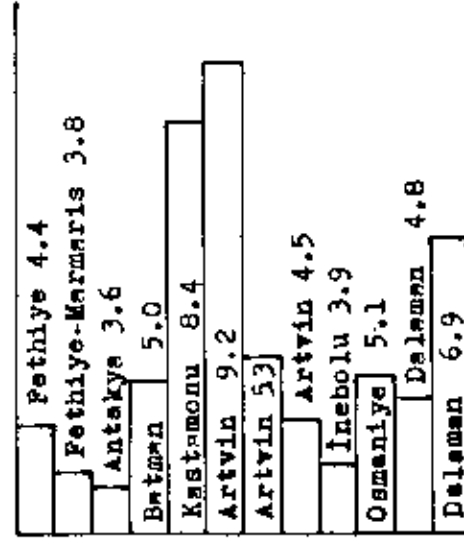
ORTALAMA ORAJLI GÜNLER SAYISI

(3)

İstasyon A d ı	Rasat Yılı	A												YILLIK
		I	II	III	IV	V	VI	VII	VIII	IX	X	XI	XII	
Yenişehir	16	0.2	0.1	0.2	1.0	2.8	2.7	1.6	0.9	0.7	0.4	0.2	0.2	11.1
Yeşilköy	10	0.5	0.3	0.7	0.4	1.9	2.8	1.0	1.0	0.9	1.2	0.4	0.1	11.2
Yozgat	29	.	0.1	0.4	1.4	5.6	4.0	1.3	1.0	1.1	0.7	0.3	0.1	16.0
Zonguldak	27	0.2	0.3	0.2	0.7	2.3	3.4	2.7	2.7	2.7	1.9	0.8	0.3	18.1
Tonya	30	0.0	0.1	0.2	1.6	4.5	5.7	2.3	2.0	1.3	0.6	0.5	0.0	18.9

Ortalama OrajlıGünler Sayısı

Ayler	Gün Sayısı Bakımından Yüksek Değer	Kaydedildiği İstasyon Adı
I	4.4	Fethiye
II	3.8	Fethiye-Marmaris
III	3.6	Antakya
IV	5.0	Batman
V	8.4	Kastamonu
VI	9.2	Artvin
VII	5.3	"
VIII	4.5	"
IX	3.9	İnebolu
X	5.1	Osmaniye
XI	4.8	Dalaman
XII	6.9	"
YILLIK	34.9	Dalaman



EN HIZLI RÜZGAR HIZI (m/sec) ve YÖNÜ

İstasyon	Rasat	YILLIK																										
		A	Y	L	A	R	XI	XII	I	II	III	IV	V	VI	VII	VIII	IX	X										
Adana	17	29.2	29.6	33.6	24.9	19.6	22.6	22.0	15.4	24.7	20.7	25.1	27.5	33.6	SW,SSW	E	ENE,NW	W	N	SSW	SSE	SW	ENE	SW	ENE,NW			
Adapazarı	10	14.2	13.5	11.1	10.7	14.4	8.1	19.0	6.3	11.8	12.8	13.7	13.7	19.0	SW	SW	S	SW	W	NNE	SW	NE	NW	SW	SSW	SW		
Adıyaman	x 6	19	16	16	19	19	16	19	16	16	19	16	23	23	N	NE,SW	NE,N,NW	N	NE	N	SE	NE,N,NW	SW,N,NW	N	N,NE,E	N	N	
Afyon	17	13.7	24.7	23.6	22.5	18.3	19.2	17.8	19.7	19.5	18.7	27.3	26.5	27.3	SSW	SSW	WSW	S	SE	SW	NW	NW	SW	S	SW	SW	SW	
Akhisar	13	9.5	13.9	13.6	22.4	8.7	8.8	9.3	8.4	7.7	9.7	9.4	8.8	22.4	N	NE	S	SE	N	NE	NNE	N	N	NNE	SW	SW	SE	
Akşehir	9	25.8	20.7	20.5	20.4	20.3	20.5	12.0	12.0	18.3	14.4	21.0	19.3	25.8	W	SE	SW	SSW	S	SSW	NW	SSW	SSW	SW	SW	SW	W	
Alanya	10	26.7	30.0	16.7	17.2	23.2	12.6	12.7	8.7	15.8	18.9	28.8	24.8	30.0	SSE	WSW	NNW	SSE	SW	NNE	W	SE	NNE	W	W	SSE	SSW	
Alpaslan	x 6	16	16	16	19	19	19	16	19	16	16	19	12	19	SW	SW	NE	S	W	S	N	W,S	S	W	W	N	W,S	
Alpullu	15	14.6	13.7	12.9	11.7	8.9	8.1	8.1	12.6	6.9	9.5	12.9	15.0	15.0	WSW	N	N	SW	N	N	NNE	NW	W	N	N	NNW	NNW	
Amasya	x 5	12.3	15.5	18.9	18.9	15.5	22.6	15.5	15.5	15.5	12.3	15.5	22.6	22.6	SE,SW	NW,SE	SSE	SSE,SE	NW	SE	NE	NE,N,NW	SW	NW,SE	SE	SSW	SSW,SE	
Anamur	17	20.0	21.5	18.2	15.6	16.8	20.7	15.9	16.8	17.8	16.8	18.6	21.0	22.5	NE	SW	W	SW	SW	SW	SW	WSW	SE,W	NNE	W	SW		
Ankara	17	22.7	28.3	25.4	29.6	22.6	21.8	25.1	18.4	17.7	22.6	24.9	22.9	29.6	SW	S	S,SW	SW	NE	WSW	SE	W	W	S	SSE	S	SW	
Antakya	15	29.9	22.5	20.2	17.5	15.6	19.1	20.4	18.3	17.1	15.7	26.0	20.1	29.9	SW	WSW	SW	SW	SW	SW	SW	SW	SW	W	SW	W	SW	
Antalya	17	28.5	26.2	19.4	20.7	16.8	20.6	15.0	20.6	20.6	19.5	22.0	30.6	30.6	SE	S	S	SE,NW	SSE	NW	N	NW	N	SE	NW	SE	SE	
Ardahan	x 6	18.9	15.5	18.9	22.6	18.9	18.9	15.5	18.9	15.5	26.4	22.6	26.4	26.4	SW	NNW	W	SW	SW	SW	NW	S	SW	NNW	NNW	NNW	NNW	
Artvin	5	8.4	14.4	14.7	19.5	18.7	17.4	11.6	10.7	13.5	9.3	9.2	14.1	19.5	NW	W	NW	NW	W	NW	NW	NW	NW	NW	NW	NW	SE	NW
Aydın	16	13.2	11.4	11.9	14.4	10.8	11.6	10.9	10.4	9.3	9.3	11.1	14.6	14.6	E	NNW	NW	W	W,NE	NW	NW	SW	W	E	ESE	NE	NE	
Balıkesir	17	26.0	28.1	29.6	26.8	24.7	25.2	24.5	26.9	28.2	25.9	28.2	27.8	29.6	NNE	W	NE	SW	S,SW	N	N	N	NNE	N	NW	SSE,S	NNE	
Bandırma	10	27.8	28.6	32.1	23.6	19.7	21.5	21.5	24.0	24.0	29.4	22.1	28.6	32.1	NE	NE	N,NE	SSW	SW	NNE	NE	NE,NNE	NE	N	N	NNE	W,SE	
Batman	x 6	16	16	12	16	19	12	12	12	12	16	12	16	19	SSE	SE,SSE	SE	S,SSE	W	NNE	WSW	W	SSW	NE,NW	SSE	E,NNE	W	
Bergama	2	32.0	25.3	16.2	15.4	20.1	18.5	20.7	21.8	22.5	21.7	19.2	21.8	32.0	SSW	SW	NNE	NNE	NW	W	HNE	NNE	NNE	ENE	SSW	SSW	SSW	
Beyşehir	3	13.9	11.4	11.0	13.9	12.0	11.0	11.0	11.0	12.0	11.0	11.2	11.0	13.9	SSE	SSE	SW	SW	S	NE	NE	SE	SW	SW	SSW	N	SE,SSW	
Bilecik	17	23.8	25.5	22.4	21.4	22.9	24.2	24.8	21.0	20.1	22.8	25.4	27.9	27.9	SE	SW	SE	SSE	W	W	NW	NNW	W	SW	S	SSE	SSE	
Bodrum	17	23.2	19.7	20.5	25.0	19.0	12.3	19.0	13.8	17.1	18.8	24.4	34.4	34.4	S	SE	SE	S	SE	N	SE	NW	SE	S	NNE	S	S	
Bolu	17	20.0	16.4	26.7	17.8	17.4	13.3	20.9	14.4	12.2	13.9	14.1	17.2	26.7	S	NW	SSE	SSW	N	N	W	W	W	W	W	SSW	S	SSE
Bozkurt	4	18.0	17.6	14.2	15.6	15.0	16.2	19.0	13.5	19.5	18.3	24.0	25.0	25.0	NW	S	W	NNW	NNW	NNW	NNW	NW	SW	SSW	S	SSE	SSE	
Burdur	17	16.5	16.5	15.2	17.9	15.6	13.5	8.7	11.0	12.3	12.9	12.2	17.4	16.5	SE	SSE	SSE	SE	SE	SE	SE	SE	SSE	SE	SE	SE	SE	
Bursa	17	34.3	35.2	34.2	25.6	21.4	23.4	20.8	20.7	23.1	28.0	27.2	31.9	34.3	S	SSE	N	SW	SW	W	SSW	S	S	SSE	S	SSW	SSE	
C.Pınar	x 5	23	19	19	16	23	19	19	19	16	16	23	19	23	SW	NNE	W,SE	NW,SW	W	W,SW	W	NE,N	W,S	W	W	W	E,N	SW,W
Çanakkale	17	26.0	29.5	24.3	24.4	26.5	17.0	20.0	23.7	25.3	29.3	26.2	30.3	26.0	SSE	SSE	SE	SSE	SW	NNE	NE	NNE	SW	SSE	S	SSE	SSE	
Çankırı	14	14.1	21.0	18.2	18.0	17.6	17.7	13.8	17.5	13.6	14.0	14.0	15.2	21.0	N	SW	NW	SW	NW	NW	NW	NE	SW	NW	NW	NW	NNW	SW

EN HIZLI RÜZGAR HIZI (m/sec) ve YÖNÜ
(2)

İstasyon A d ı	Rasat Yılı	A		Y		L		A		R		YILLIK		
		I	II	III	IV	V	VI	VII	VIII	IX	X	XI	XII	
Çiçekdağ x	3	12.3 SW,N	12.3 SW	15.5 SW	15.5 SW	12.3 SW	12.3 W	9.3 E	9.3 E	12.3 SW	6.7 SW	15.5 NW	15.5 SW	15.5 SE,NW
Çorlu	10	23.6 N	20.6 N	19.2 N	16.0 NNE	19.0 NNE	17.0 NNE	17.0 N	16.8 NNE	16.8 NNE,NE	17.0 NE,NNE	17.6 NNW	18.8 NNE	23.6 N
Çorum	17	23.3 WSW	24.2 SSE	23.2 SSE	25.4 SW	18.8 W	17.0 W	18.0 ESE	29.1 NW	20.7 NE	16.6 W	19.4 SW	15.7 ESE	25.4 SW
Çumra	2	14.7 S	18.7 S	15.5 SE	25.8 S	16.0 S	8.6 SSE	9.6 NW	10.1 N	17.8 S	12.5 S	15.4 SE	20.0 S	25.8 S
Dalaman x	6	19 S	23 SE	23 SE	19 E	16 S,W	19 NW	19 N	16 NW,N	19 SE,NE	16 N,S	19 NW	19 S,SW,SE,SE	23 NW
Denizli	8	27.0 SSW	27.9 SSE	33.6 SSE	28.8 SSW	22.5 SSW	15.6 S	13.4 W	11.6 NW	13.6 SW	14.4 SSW,NW	22.0 SSW	27.7 SW	33.6 SSE
Dikili	17	19.6 SSE	22.8 SSE	15.2 S	20.0 SSE	16.3 ESE	15.6 SW	14.4 NW	13.5 ENE	17.9 S	19.7 SSE	23.0 S	21.4 S	23.0 S
Dil (İğdır)	6	22.3 NW	20.0 NW	20.8 N	27.0 NW	22.5 SE	21.6 NW	23.0 NW	22.9 NW	27.0 W	18.4 N	24.4 NW	24.8 NW	27.0 W
Diyarbakır	17	22.0 N	33.9 S	22.4 NW	21.6 WNW	24.3 S	23.1 SW	21.0 SE	19.5 WNW	22.8 WNW	20.6 NW	25.6 NW	23.5 ESE	33.8 S
Dört Yol	17	15.0 WNW	16.5 SW	23.0 E	18.1 ESE	12.2 W	12.5 ENE	12.5 W	10.7 SSW	10.4 SW	15.0 SW	10.4 SW	18.0 SE	23.0 E
Edirne	17	27.3 N	23.7 S	19.8 SSW	18.1 WNW	18.1 NW	19.0 NW	25.1 SW,WNW	21.9 WNW	14.6 NE	20.4 SW	20.5 NW	20.5 S	27.3 N
Elâzığ	17	19.4 NNW	20.7 SSW	24.5 N	24.9 WNW	21.9 SSW	25.0 W	26.5 NW	20.9 WSW	24.7 W	19.0 NW	21.3 SE	20.2 NNW	25.5 NW
Elmalı x	6	15.5 NE	18.9 S	18.9 SE	18.9 SW,W	15.5 SE,NE,W	18.9 NW,W	18.9 N	18.9 NE	18.9 SW	22.6 W	22.6 N	18.9 SW,NW	22.6 W
Ereğli Kd.	2	19.7 W	21.9 N	16.0 N	35.0 N	27.8 S	17.6 N	23.3 NW	23.2 SW	22.1 W	20.9 S	29.5 N	22.9 SW,WNW	35.0 N
Erzincan	17	16.5 SW	16.6 SSE	22.8 SE	30.4 S	20.0 S	26.2 SSW	29.0 SE	24.0 N	23.0 NE	19.9 W	25.3 SSE	22.0 SSE	30.4 S
Erzurum	17	22.8 S	24.0 SW	20.7 S	27.7 SW	19.5 S	18.3 SW	14.7 SSE	19.9 SW	16.6 SE	16.0 SW	20.5 SW	22.3 S	27.7 S
Esenboğa	10	20.8 SSE	19.6 NNE	22.4 SW	30.0 S	20.0 SE	26.8 NE	21.3 ENE	22.3 NW	23.8 S	20.9 SW	17.9 WNE	25.0 SSW	30.6 S
Eskişehir	17	20.7 NW	24.5 NW	26.8 SSE	27.6 W	24.4 WNW	25.3 NW	27.8 NW	20.7 ENE	19.2 N	20.7 SSW	24.4 SW	18.3 SSW	27.8 NW
E.Şehir S.Z.	4	13.6 W	14.5 NW	14.0 E	20.7 SW	20.1 S	14.3 SW	11.2 SSW	14.8 NW	9.2 N	17.4 NNW	17.5 NW	13.0 SE	20.7 SW
Atımesgut	4	8.0 SW	21.9 S	17.4 SE	28.5 SW	15.2 S	13.2 SW	9.3 N	15.8 NNW	11.8 SE	9.9 WSW	19.4 SW	20.8 S	26.3 SW
Fethiye	17	13.3 NE	11.2 SSE	9.3 ENE	10.5 ENE	9.6 NE	10.0 ENE	14.0 NE	12.5 SW	15.2 WNW	11.1 ENE	9.2 ENE	13.2 SSE	15.2 NE
Florya	17	26.0 SSW	23.9 N	25.0 ENE	22.2 WSW	21.4 SSE	20.1 NE	22.6 NNE	19.6 NE	23.3 SSW	21.8 ENE	25.2 SSW	26.4 NNW	29.4 NNW
Gaziantep	17	21.5 W	19.2 NW,ENE	19.8 N	23.0 NW	20.4 ENE	23.1 N	20.5 ENE	23.4 NW	22.5 W	17.1 SW	19.4 NW	19.6 N,SW	23.4 N
Giresun	16	20.5 SW	17.5 S	10.8 W	14.0 S	10.9 WNW	13.8 WSW	17.1 NW	13.0 WNW	13.8 NW	13.6 WNW	23.1 WSW	19.2 W	23.1 WNW
Göztepe	17	19.5 W	26.0 SE	30.8 S	22.7 NE	14.0 NE	16.8 NE	20.7 N	18.0 NE	18.0 NE	19.0 NE	26.3 SW	20.3 SW	30.8 SW
Hakkari x	5	18.9 W	18.9 SE	18.9 SW	18.9 SW	18.9 W	18.9 W	15.5 NW	15.5 NW,SW	15.5 SW	12.3 SW	30.5 SW	18.9 SSW	30.5 SW
Hopa x	4	15.5 E	22.6 NE	13.5 N,NE,W	13.5 W	12.3 SSW	13.5 SE,SSW	9.3 SE	15.5 NW	15.5 SW	15.5 W,SW,SE	18.9 W	18.9 E	22.6 ENE
İğdir	12	16.6 W	15.9 SW	16.4 SE	19.2 S	14.1 SW	17.4 E	6.7 NNE	15.7 NW	20.6 SW	8.7 NE	15.7 SW	8.4 S	20.6 SW
İnebolu	14	23.2 WSW	26.2 WNW	23.2 WNW	21.5 WNW	21.0 WNW	21.9 WNW	25.7 WNW	23.7 WSW	21.9 WSW	24.1 WNW	27.9 WNW	30.5 SSW	30.5 SSW
İskenderun	17	20.7 NNE	20.4 SSW	27.2 S	31.2 SSE	21.8 NNE	18.1 N	12.8 WNW	26.4 NW	15.0 N	24.1 NW	24.0 NW	23.9 N	31.2 SSE

EM HIZLI RÜZGAR HIZI(m/sec) ve YÖNÜ
(3)

İstasyon A d ı	Rasat Yılı	YILI												
		I	II	III	IV	V	VI	VII	VIII	IX	X	XI	XII	
İslâhiye	17	19.5	21.0	20.6	20.5	23.2	20.5	22.8	21.9	20.5	15.7	22.5	21.2	23.2
		NNW	S	W	S	NNW	NW	W	W	NNW	W,NNW	NNW	NNW	NNW
İsparta	17	25.3	20.7	19.5	27.7	21.3	17.7	10.2	12.9	20.0	13.7	20.4	27.0	27.7
		SSE	SE	S	SSE	S	W	SE	NE	W	SW	SSE	S	SSE
İzmir	17	29.3	28.9	31.2	28.9	28.9	25.9	20.5	21.0	21.3	25.6	24.6	26.3	31.2
		SE	SW	SSE	S	S	NW	NE	N	NE	SW	SW	S	SSE
Karaköse	17	10.8	10.8	19.2	10.5	10.2	10.7	14.8	11.4	20.9	9.8	19.3	11.3	20.9
		SW	SW	SW	S	NE	NE	W	SW	SW	SW	SW	SW	SW
Karaman	2	19.2	18.3	18.2	17.3	11.7	12.0	6.9	8.6	15.2	14.7	15.3	15.0	19.2
		SW	S	S	SW	S	SSW	SE	S	S	W	W	SSE	SW
Kars	13	25.8	23.9	22.1	22.4	30.6	20.4	21.6	27.1	18.7	25.6	22.0	29.2	30.6
		NNW	N	W	N	SW	SW	NNW	S	W	NNW	NW	NW	SW
Kartal	9	20.0	18.0	21.0	14.5	15.0	11.3	18.5	20.6	18.3	12.5	19.4	26.5	25.5
		NW	W	SW	E	W	NNE	W	W	NW	NE	W	W	W
Kastamonu	17	18.3	14.1	15.3	18.3	15.0	14.9	16.7	15.0	18.0	18.8	13.3	14.1	18.8
		SSW	SSW	WSW	WSW	NW	SW	SW	SW	W	WSW	WSW	SSW	WSW
Kayseri	17	35.5	32.6	33.5	35.9	27.8	25.5	21.3	18.0	26.8	21.5	43.0	34.4	43.0
		SE	SE	SE,SSE	SSW	S	NW	NE	WSW	SE	SSE	SSE	SE	SSE
Kırşehir	17	13.8	18.8	15.2	23.0	18.0	15.5	17.0	17.8	18.1	14.7	17.3	18.2	23.0
		NE	SW	NNE	SSW	W	NE	ESE	NE	W	NNE	S	N	SSW
K.Hamam	x 7	12.3	15.5	18.9	15.5	15.5	15.5	18.9	18.9	12.3	12.3	15.5	15.5	18.9
		W, NW, SW	NE, S, N	NE	NE, SW	S, SW	NW, W	N	N	SE	NW	N	SW	N
Kilis	6	15.3	15.4	20.7	15.4	18.8	17.5	17.4	17.7	16.8	10.8	12.0	17.0	20.7
		SW	E	SE	E	NW	W	N	W	NW	ESE	NW	ESE	SE
Kireçburnu	16	24.3	30.0	23.9	25.5	20.4	25.5	29.4	24.4	23.3	27.7	27.8	27.0	30.0
		ENE, W	WNW	SSW	NE	NE	NE	NNW	WNW	SSW	NE	NNW	NNE	NNW
Kocaeli	11	25.8	30.9	26.0	23.6	27.0	24.4	18.2	24.9	26.6	19.5	22.6	26.3	30.9
		NNW	WNW	S	WNW	NW	W	W	W	NNW	SE	W	W	NNW
Konya	17	25.8	23.1	23.6	27.2	20.3	20.6	20.6	23.2	22.5	24.6	29.1	20.1	29.1
		S	SSE	SW	SSW	NNW	NW	SW, NW	NNW	WSW	SW	SW	SSE	SW
Kumköy	14	27.0	23.7	26.1	25.1	25.5	31.0	30.0	22.4	27.8	21.8	42.0	33.9	42.0
		NNW	W	NNW	S	NNW	NNW	NE	NW	NNW	NNW	NNW	NNW	NNW
Kuşadası	4	14.0	15.8	17.6	12.6	10.1	12.9	15.0	11.6	12.6	14.1	14.0	18.0	18.0
		W	N	NE	N	SE	ESE	E	N	N	E	SE	NW	N
Kütahya	17	17.0	19.1	18.0	15.0	15.2	14.1	11.2	10.8	8.9	15.2	16.2	14.6	19.1
		SW	SW	SW	S	SW	WNW	N	SW	NNW	SSW	SE	SE	SW
Lüleburgaz	17	20.0	17.6	16.8	19.2	15.0	12.5	10.1	14.0	10.4	14.1	14.0	14.6	20.0
		NE	SW	SW	SW	E	NE	W	NE	NE	NE	NE	SW	NE
Malatya	17	15.9	26.8	19.0	17.7	16.1	17.2	12.5	12.9	15.2	25.2	18.6	17.7	26.8
		SSW	SSW	SE	SW	SSW	WNW	SW	SE	S	S	S	E	SSW
Manisa	17	21.0	24.5	20.8	19.7	17.1	10.8	8.1	10.1	13.8	13.8	17.6	26.9	26.9
		WSW	S	S	SSW	S	NE	W	N	NNE	S	S, SW	S	S
Maraş	3	20.0	25.7	37.5	39.0	23.1	34.5	33.0	26.6	25.2	24.8	29.5	23.7	39.5
		N	SE	NE	NE	N	NE	N	NW	NNE	NE	NE	NE	NE
Mardin	17	26.1	28.7	27.0	32.0	31.4	22.1	28.4	19.7	28.5	22.5	28.7	27.2	32.0
		N	S	N	SSE	S	S	S	N	N	N	SSE	S	SSE
Menemen(SZ)	11	18.5	21.9	14.3	12.6	11.9	11.7	11.1	13.1	10.2	12.0	15.7	17.1	21.9
		E	S	E	SW	SSE	S	NE	E	NE	E	S	SSE	S
Merzifon	17	22.2	20.6	22.4	31.3	18.4	27.3	19.7	26.8	22.0	22.4	24.0	18.4	31.3
		SW	SW	WSW	W	NW	SW	SE	NNE	SW	SW	W	SW	W
Mersin	17	20.6	18.0	21.7	18.9	18.4	24.5	15.4	13.5	19.3	15.0	24.7	19.7	24.7
		SW	SW	SW	SW	SW	W	N	SW	N	SSW	SSE	SW	SSW
Milâs	x 6	18.9	18.9	15.5	15.5	15.5	15.5	12.3	18.9	15.5	18.9	22.6	15.5	22.6
		W, SE	SE, SW	NE	SW	NW, SE	NE	N, NE, SW	N	NE	NNE	WSW	SE	WSW
Muğla	16	21.7	25.3	27.5	20.6	18.6	20.0	20.0	24.9	29.8	20.3	19.1	24.5	29.8
		S, N	SSE	S	SSE	SE	S, SW	NE	N	ESE	SSE	NW	ESE	ESE
Nazilli	x 6	16	19	16	16	19	16	16	16	16	16	19	19	19
		W	W, S	E, W, S	S, W, SW	W	W, S	E, W	N	E	W	N	W	W, N, S
Nevşehir	x 6	12	16	23	19	16	16	16	16	16	16	19	26	26
		SW, SE	SW	SE	S	S, SW	SW, E	SW	SW	SW	NE	S	WSW	WSW
Niğde	17	25.6	28.2	26.0	38.3	24.1	26.2	20.9	19.0	25.3	16.8	24.8	27.0	38.3
		S	S	SSE	SSE	N	SE	S	E	S	NE	S	S	SSE
Osmaniye	4	17.7	16.2	17.4	18.3	7.5	9.5	6.0	6.0	5.1	18.4	18.2	14.1	18.4
		NW	SE	SE	ESE	WSW	NW	NNW	W	WSW	SW	SE	SE	SW

EN HIZLI RÜZGAR HIZI(m/sec) ve YÖNÜ
(4)

İstasyon A d ı	Rasat Yılı	YILLIK												
		I	II	III	IV	V	VI	VII	VIII	IX	X	XI	XII	
Ödemiş	x 6	16 N	19 W	23 NW	16 ESE,N	23 W	16 N,SW ENE	19 N,WNW	19 N	19 NW	16 NE	16 NNW,SE	19 SE	23 NW,W
Rize	13	10.8 NW	7.2 SE	5.1 W,MNW	19.0 SW	11.0 NW	7.9 SW	12.8 W	6.6 NNW	6.8 NW	7.1 N	12.8 W	6.6 NE	19.0 SW
Samsun	17	26.0 NW	23.5 NW	24.8 S	25.8 WNW	15.0 NW	19.8 NW	15.6 WW	14.8 NW	17.0 SW	19.0 WNW	20.9 NNE	26.8 SSE	28.8 SSE
Siirt	17	17.6 S	23.5 S	28.9 SE	21.4 SSE	24.4 SW	26.5 S	17.6 S	20.7 E	24.5 N	18.8 NNE	24.4 SE	24.8 S	28.9 SE
Silifke	7	26.8 NW	19.2 NW	22.4 WNW	16.5 NW,WNW	18.3 NW	18.3 W	16.9 WNW	18.3 WNW	17.9 WNW	17.9 NW	15.2 NW	20.6 NW	26.8 NW
Simav	x 6	19 SE	16 SE	16 SE	19 SSE	19 E	16 SW	16 NW	16 SW,NW	16 NW	19 SE	16 SE	19 SW	19 SW,E, SE,NW,
Sinop	17	37.7 NNW	32.0 NW	30.2 NW	34.4 NW	27.3 NW	23.3 NNW	28.4 NW	27.7 NNW	29.4 NNW	34.8 NNW	40.5 WNW	29.9 WNW	40.5 WNW
Sivas	17	23.8 NW	23.0 SW	20.7 S	28.8 SSE	24.1 WNW	21.0 SSW	19.9 WSW	22.9 N	20.7 SW	18.3 S	21.7 N	28.0 S	28.8 SSE
Şile	16	27.9 NNW	28.0 WNW	18.8 SSW	16.8 SSW	15.4 NNW	18.5 NW	24.4 NNW	11.8 NNW	25.8 NNW	19.7 NW	26.6 N	20.2 N	28.0 WNW
Tarsus(S.Z.)	9	15.0 SW	15.0 SW	16.2 SW	19.2 SW	13.1 S	15.0 SW	16.2 S	10.5 SW	14.6 SW	24.4 SW	16.0 SW	18.2 SE	24.4 SW
Tekirdağ	17	22.2 S	22.7 W	19.2 NW	26.2 SW	17.4 N	23.7 SW	18.3 N	18.3 ENE	18.3 ENE	17.7 SW	27.0 S	23.2 S	27.0 S
Trabzon	17	20.7 WNW	29.2 WNW	18.8 WNW	19.2 SW	15.9 WNW	19.4 S	14.3 WNW	16.0 WNW	22.0 WNW	19.4 WNW	25.6 W	23.7 SSW	29.2 WNW
Tokat	x 4	12 E	16 SSE,S	16 SSE	16 SE	16 SSW	9 E	9 NE,E	12 SE	6 E	9 W	16 NE,S	16 SE	16 SSE
Ulaş (DÜÇ.)	x 3	9 SW,SE	19 SE	7 SE	19 SE	7 S	7 SW	4 N	4 NE	12 S	7 SE	12 SE	16 SE	19 SE
Uludağ	7	15.6 E	16.6 S	18.4 S	12.5 NE	10.8 NE	7.3 NE	12.6 N	7.3 NE	10.0 NE	8.6 SW	11.7 SE	12.1 ENE	18.4 S
Ulukışla	8	16.8 SE	22.2 SE	16.2 SE	14.7 SE	11.6 SE	8.1 SE	12.2 NNE	7.4 ESE	9.9 N	8.3 SE	13.5 SE	13.7 SE	22.2 SE
Urfa	17	18.3 WSW	21.0 WNW	18.6 W	21.7 WSW	22.4 WNW	23.0 NW	17.0 W	16.0 WSW	14.9 WSW	16.0 NNE	19.4 WSW	29.0 E	29.0 E
Uşak	17	18.2 ENE	20.1 N	20.3 ENE	21.2 N	18.5 SW	17.5 N	17.4 N	14.0 ENE	13.8 E,W	19.2 WNW	18.5 SSW	21.2 WSW	21.2 N,WSW
Van	17	22.2 S	18.9 S	18.3 S	24.4 S	15.2 S	21.8 W	15.9 E	13.6 SSE	21.2 S	20.7 SSE	28.1 SE	29.7 SE	29.7 SE
Yalova	15	16.8 W	16.3 N	12.9 NE	9.6 NE	7.4 SW	9.6 N	11.1 NW	9.2 NW	15.1 NW	21.2 NW	13.0 NE,SW	14.0 SW	21.2 NW
Yenişehir	2	12.2 E,NE	11.7 E	17.4 SW	17.4 WSW	9.5 WNW	10.4 NNE	10.2 NNW	9.3 NNE	18.5 NNW	9.3 ESE	16.5 E	17.6 ESE	18.5 NNW
Yeşilköy	5	25.5 NNW	25.2 NE	28.6 ENE	27.9 N	21.8 NE	21.8 SSW	22.9 NE	24.6 NE	21.3 NW	20.4 SSW	22.5 NNW	29.9 N	29.9 N
Yozgat	17	15.0 NE	20.6 NE	25.5 NE	22.4 NE	23.4 NE,SW	21.5 NE	29.4 NNE	30.5 NE	24.0 NNE	14.9 SW	25.7 SW	22.2 SSW	30.5 NE
Zonguldak	17	27.7 WNW	25.8 SSE	25.0 WNW	22.2 SSE	25.0 W	23.3 WNW	16.6 W	16.3 NNE	21.1 W	18.8 NW	28.6 WNW	29.2 SSW	29.2 SSW
Konuklar	x 6	15.5 SE	12.3 S	18.9 S	15.5 SW	12.3 SW	12.3 N	9.3 NW	9.3 N	9.3 SW	9.3 S,SW	12.3 SW,N	9.3 SE	18.9 S
Köyceğiz	x 5	18.9 S	18.9 S	18.9 S	18.9 S	18.9 S	18.9 W	18.9 S	18.9 W	18.9 S	18.9 S	18.9 S	18.9 S	18.9 S,W
Mesudiye	x 6	18.9 SE	15.5 SW	18.9 SW	18.9 SE	15.5 SE	9.3 W,SW	12.3 SW	9.3 WNW,SW	12.3 SW	12.3 SW	18.9 NW	15.5 SW	18.9 SE

x Takribi hız.

Eh Hızlı Rüzgâr Hızı (m/sec) ve Yönü

Aylar	İstasyon	Hız m/sec ve Yönü
I	A. d. 3 Sinop	37.7 NNW
II	Bursa	35.2 SSE
III	Marş	37.5 NE
IV	"	39.5 NE
V	Mardin	31.4 S
VI	Marş	34.5 NE
VII	"	33.0 N
VIII	Yozgat	30.5 NE
IX	Muğla	29.8 ESE
X	Sinop	34.8 NNW
XI	Kayseri	43.0 SSE
XII	Bodrum-Kayseri	34.4 S, SE
Yıllık	Kayseri	43.0 SSE

Sinop	NNW	37.7
Bursa	SSE	35.2
Marş	NE	37.5
Marş	NE	39.5
Mardin	S	31.4
Marş	NE	34.5
Marş	N	33.0
Yozgat	NE	30.5
Muğla	ESE	29.8
Sinop	NNW	34.8
Kayseri	SSE	43.0
Bodrum S Kayseri	SE	34.4

ORTALAMA FIRTINALI GÜNLER SAYISI

İstasyon A d ı	Rasat Yılı	A												YILLIK
		I	II	III	IV	V	VI	VII	VIII	IX	X	XI	XII	
Adana	16	0.8	1.7	1.3	0.8	0.3	0.4	0.3	.	0.3	0.4	0.4	0.7	7.3
Adapazarı	9
Adıyaman	3	0.3	.	.	0.7	0.7	0.3	1.3	3.3
Afyon	17	0.9	1.4	0.8	0.6	0.2	0.2	0.1	0.2	0.1	0.1	1.0	1.0	6.6
Akhisar	17	.	.	.	0.1	0.1
Akşehir	8	0.5	1.0	0.6	0.5	0.1	0.1	.	.	0.1	.	0.8	1.3	5.1
Alanya	11	0.2	0.8	0.1	0.1	0.1	.	.	.	0.1	0.1	0.5	0.8	2.7
Alpaslan	7	.	0.1	.	0.4	0.1	0.1	.	0.3	.	.	0.1	.	1.2
Alpullu	17
Amasya	5	.	.	0.4	0.4	.	0.2	0.2	1.2
Anamur	17	0.1	0.3	0.1	.	.	0.1	.	.	0.1	.	0.1	0.4	1.1
Ankara	17	0.3	0.9	1.3	1.7	0.9	0.6	0.5	0.2	0.1	0.2	0.6	0.5	8.0
Antakya	14	0.3	0.2	0.4	0.1	.	0.3	0.4	0.4	.	.	0.2	0.1	2.5
Antalya	17	1.4	0.9	0.4	0.3	.	0.1	.	0.1	0.1	0.1	0.4	1.3	4.9
Ardahan	5	0.2	.	0.2	0.2	0.2	0.4	.	0.2	.	0.6	1.0	1.0	4.0
Artvin	12	0.3	0.4	0.1	0.3	0.1	0.1	0.1	0.3	1.6
Aydın	16
Balıkesir	17	1.6	2.5	2.5	0.9	0.8	1.4	2.2	2.8	2.1	1.6	1.1	1.7	21.4
Bandırma	16	3.4	2.8	3.3	0.7	0.4	1.2	1.0	1.4	1.8	1.2	1.2	2.7	21.0
Batman	3	0.3	0.3
Bergama	3	2.7	2.3	.	.	0.3	0.7	1.0	1.7	1.7	1.0	2.0	1.7	15.0
Beyşehir	3
Bilecik	17	0.4	0.6	0.6	0.5	0.2	0.3	0.1	0.1	0.1	0.1	0.2	0.5	3.6
Bodrum	17	0.5	0.1	0.3	0.3	0.1	.	0.1	.	0.1	0.1	0.7	1.0	3.3
Bolu	17	0.1	.	0.2	0.1	0.1	.	0.1	0.1	0.7
Bozkurt	6	0.3	0.2	.	.	0.2	.	0.2	.	0.2	0.2	1.3	1.0	3.5
Burdur	16	.	0.1	.	0.1	0.1	0.3
Bursa	17	1.8	2.1	1.2	0.8	0.1	0.1	0.1	0.1	0.2	0.2	1.2	2.3	10.1
Ceylanpınar	5	0.4	0.2	0.6	.	1.2	0.8	0.4	0.4	.	.	0.2	0.6	5.2
Çanakkale	17	2.1	2.3	1.2	0.8	0.2	.	0.5	0.8	0.9	0.8	1.7	2.8	14.1
Çankırı	17	.	0.2	0.1	0.4	0.1	0.1	.	0.1	0.9
Çiçekdağ	6	0.3	0.3
Çorlu	10	0.5	0.4	0.1	.	0.2	0.3	1.5
Çorum	17	0.1	0.1	0.2	0.4	0.2	.	0.1	0.2	0.1	.	0.2	0.1	1.6
Çumra	6	.	0.9	0.5	1.2	0.1	0.3	0.2	0.3	0.2	0.2	.	0.8	4.7
Dalaman	7	1.7	1.7	1.0	0.1	.	0.1	0.3	.	0.1	0.1	0.1	0.7	6.1
Denizli	15	0.3	1.1	0.5	0.9	0.1	0.1	0.1	.	.	.	0.5	1.0	4.6
Dikili	17	0.1	0.2	.	0.1	0.1	0.1	0.4	0.5	1.5
Dil(İğdır)	8	0.3	0.3	0.2	0.5	0.3	0.7	0.4	0.4	0.3	0.1	0.1	0.3	4.1
Diyarbakır	16	0.3	0.7	0.4	0.7	0.9	0.6	0.5	0.1	0.3	0.3	0.1	0.3	5.1
Dört Yol	17	.	.	0.4	0.1	0.1	0.6
Edirne	17	0.5	0.5	0.2	0.2	0.2	0.1	0.3	0.2	.	0.1	0.3	0.5	3.1
Elâzığ	17	0.1	0.3	0.2	0.2	0.2	0.5	0.2	0.1	0.1	0.1	0.1	0.3	2.4
Elmalı	6	.	0.7	0.2	0.7	.	0.5	0.3	0.3	0.3	0.3	0.2	0.3	3.8
Ereğli	3	1.3	2.7	.	3.0	1.0	0.3	1.7	2.3	1.7	0.3	1.7	2.7	18.3
Erzincan	17	.	.	0.2	0.7	0.7	0.1	0.9	0.5	0.3	0.0	0.2	0.4	5.1
Erzurum	17	0.2	0.4	0.5	0.5	0.2	0.0	.	0.2	.	.	0.2	0.0	2.3
Esenboğa	10	0.5	0.3	0.7	1.4	0.6	0.1	0.3	0.2	0.3	0.1	0.2	0.7	5.4
Eskişehir	17	0.6	1.0	1.0	1.5	0.8	0.8	0.6	0.3	0.2	0.2	0.3	0.2	7.6
Eskişehir S.Z.	6	.	.	.	0.3	0.2	0.2	0.2	.	0.9
Etimesgut	3	.	.	.	0.3	0.7	1.0
Fethiye	16
Florya	17	1.8	1.3	1.7	0.6	0.3	0.4	0.4	0.9	0.7	0.4	0.6	1.2	10.4
Gaziantep	17	0.2	0.4	0.5	0.4	0.1	0.6	0.7	0.5	0.2	.	0.2	0.3	4.1
Giresun	11	0.5	0.1	0.2	0.2	0.9
Göztepe	37	0.2	0.2	0.2	0.1	.	0.1	0.1	0.1	0.0	0.0	0.3	0.1	1.5
Hakkâri	5	0.2	0.2	0.6	0.2	0.2	0.2	0.8	0.8	3.2
Hopa	4	.	0.3	0.3	0.3	0.8

ORTALAMA FIRTINALI GÜNLER SAYISI
(2)

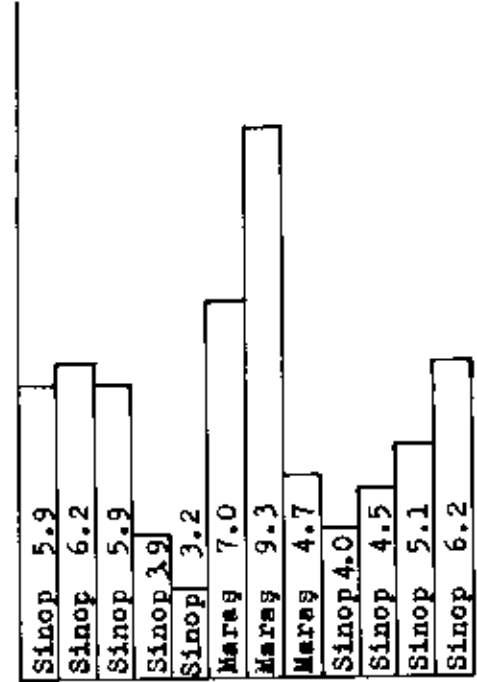
İstasyon A d ı	Rasat Yılı	A												YILLIK
		I	II	III	IV	V	VI	VII	VIII	IX	X	XI	XII	
İğdir	15	.	.	.	0.1	.	0.1	.	.	0.1	.	.	.	0.3
İnebolu	14	1.0	1.8	1.0	0.4	0.4	0.4	0.1	1.0	0.6	1.1	1.3	1.0	10.1
İskenderun	17	0.5	0.9	0.6	0.8	0.1	0.1	.	0.1	.	0.2	0.4	1.0	4.6
İslâhiye	17	0.1	0.1	0.2	0.4	0.4	1.0	3.2	1.4	0.2	.	0.2	0.1	7.2
İsparta	17	0.2	0.2	0.2	0.7	0.1	0.1	.	.	0.1	.	0.2	0.4	2.1
İzmir	17	4.1	4.5	4.4	2.8	1.0	0.9	0.5	0.6	0.5	0.9	2.6	4.1	26.9
Karaköse	15	.	.	0.0	0.3	.	0.0	.	0.4
Karaman	6	1.3	0.3	0.3	0.3	0.2	.	.	0.8	3.3
Kara	10	0.2	0.2	0.4	1.0	1.9	0.8	0.8	0.9	0.4	0.4	0.4	0.3	7.7
Kartal	9	0.4	0.2	0.3	.	.	.	0.2	0.1	0.1	.	0.3	0.3	2.1
Kastamonu	17	0.1	.	.	0.1	0.1	0.1	.	.	0.2
Keyseri	17	1.9	2.1	2.9	2.2	1.8	0.7	0.3	0.1	0.1	0.8	1.1	2.5	16.5
Kırşehir	17	.	0.1	.	0.1	0.1	.	.	0.1	0.1	.	0.1	0.1	0.5
Kızılcahamam	4	.	.	0.3	0.3	0.5
Kilis	6	.	.	0.3	.	0.2	0.2	0.2	0.2	1.0
Kireçburnu	15	2.3	3.3	2.7	1.1	0.7	0.5	0.5	1.1	1.8	2.1	1.3	2.7	20.2
Kocaeli	9	0.9	1.2	1.3	0.8	0.8	0.2	0.1	0.2	0.3	0.2	1.4	1.7	9.1
Konuklar	6	.	.	0.2	0.2
Konya	17	0.5	0.5	0.9	0.8	0.6	0.3	0.2	0.4	0.2	0.1	0.3	0.2	5.1
Köyceğiz	3	2.0	3.3	1.0	2.3	1.7	1.7	1.3	0.6	1.7	0.6	1.0	2.7	20.0
Kumköy	14	3.6	3.0	1.9	0.9	0.5	1.2	1.4	0.4	2.5	0.9	2.4	3.0	21.6
Kuşadası	6	0.7	0.7	0.3	0.3	0.2	.	.	0.5	0.2	0.3	0.5	1.2	4.3
Kütahya	17	.	0.1	0.1	0.2
Lüleburgaz	17	0.1	0.1	.	0.1	0.2
Malatya	16	.	0.1	0.2	0.1	.	0.1	.	.	.	0.1	0.1	0.1	0.6
Manisa	17	0.2	0.2	0.1	0.1	0.1	0.1	0.8
Maras	3	1.3	1.3	2.0	3.0	2.7	7.0	9.3	4.7	2.3	2.0	1.3	1.7	38.6
Mardin	16	0.2	0.7	0.6	0.6	0.3	0.5	0.1	0.2	0.1	0.1	0.3	0.7	4.3
Marmaris	3	1.3	0.7	.	.	0.3	0.3	0.7	3.3
Menemen	5	.	0.2	0.2	0.4
Merzifon	17	0.2	0.4	0.6	1.1	0.3	0.4	0.3	0.6	0.2	0.4	0.5	0.2	5.2
Merzifon	17	0.6	0.2	0.2	0.2	0.1	0.1	.	.	0.1	.	0.2	0.2	1.9
Mesudiye	4	.	.	0.5	0.3	0.8
Milâs	3	0.3	0.3	0.3	.	0.7	0.3	.	2.0
Moğla	17	0.6	0.4	0.6	0.3	0.1	0.1	0.1	0.3	0.4	0.4	0.2	0.8	4.2
Nazilli	6	.	0.3	.	.	0.2	0.2	0.2	0.8
Nevşehir	6	.	.	0.2	0.2	0.5	0.8	1.7
Niğde	16	0.2	0.9	0.4	1.2	0.6	0.3	0.2	0.0	0.2	.	0.3	1.2	5.6
Osmaniye	3	0.3	.	.	0.3	0.3	0.3	.	1.3
Üdemiş	9	.	0.1	0.3	.	0.2	.	0.3	0.1	0.3	.	0.1	0.6	2.1
Rize	16	.	.	.	0.1	.	0.1	.	.	.	0.1	.	.	0.2
Samsun	17	0.8	0.4	0.4	0.5	.	0.2	.	.	.	0.2	0.6	0.5	3.4
Siirt	16	0.1	0.3	0.6	0.7	0.6	0.8	0.1	0.1	0.1	0.1	0.3	0.5	4.3
Silifke	5	0.2	0.6	0.8	.	0.2	.	.	0.2	0.4	0.4	.	1.0	3.8
Simav	6	0.2	.	.	0.2	0.2	0.5	.	0.2	1.2
Sinop	17	5.9	6.2	5.9	3.9	3.2	2.3	2.4	4.1	4.0	4.5	5.1	6.2	53.8
Sivas	17	0.5	0.6	0.6	1.0	0.6	0.3	0.2	0.3	0.3	0.2	0.2	0.6	5.2
Şile	16	0.6	0.7	0.2	.	.	0.1	0.2	.	0.4	0.1	0.4	0.6	3.4
Tarsus	9	.	.	.	0.1	0.1	.	0.1	0.3
Tekirdağ	17	0.1	0.2	0.1	0.2	0.1	0.1	0.1	0.1	0.3	0.1	0.6	0.3	2.2
Trabzon	15	0.5	0.5	0.3	0.1	.	0.1	.	.	0.1	0.2	0.2	0.2	2.2
Tokat	6	0.2	0.2	0.2	1.0	1.2	2.7
Ulaş D.Ü.Ç.	3	.	0.3	.	0.3	0.7
Uludağ	5	0.6	0.2	0.8	0.2	0.2	.	.	.	0.4	.	0.2	1.2	3.8
Ulukışla	10	0.5	0.5	0.1	0.3	.	0.3	0.1	.	0.3	0.2	0.1	0.5	2.9
Urfa	17	0.2	0.2	0.2	0.8	0.2	0.3	0.1	0.1	2.1
Uşak	16	0.1	0.1	0.1	0.2	0.1	0.1	0.1	.	.	0.1	0.1	0.1	0.8

ORTALAMA FIRTINALI GÜNLER SAYISI
(3)

İstasyon A d ı	Rasat Yılı	A												YILLIK
		I	II	III	IV	V	VI	VII	VIII	IX	X	XI	XII	
V a n	17	0.2	0.1	0.0	0.1	.	0.0	0.0	.	0.0	0.2	0.2	0.2	1.1
Yalova	19	2.4	1.3	0.9	0.1	0.3	0.3	0.4	0.1	0.7	0.4	0.6	1.5	9.0
Yenişehir	2	.	.	0.5	0.5	0.5	.	.	0.5	2.0
Yeşilköy	5	5.2	3.2	5.8	2.2	2.0	3.0	4.6	2.2	1.2	1.6	3.8	4.7	39.6
Yozgat	16	.	0.1	0.2	0.1	0.2	0.2	0.6	0.3	0.2	.	0.2	0.3	2.5
Zonguldak	17	1.3	0.9	0.4	0.4	0.2	0.2	.	0.1	0.1	0.2	0.6	1.5	6.1

Ortalama Fırtınalı Günler Sayısı

Aylar	Yüksek Değer	İstasyon Adı
I	5.9	Sinop
II	6.2	"
III	5.9	"
IV	3.9	"
V	3.2	"
VI	7.0	Maras
VII	9.3	"
VIII	4.7	"
IX	4.0	Sinop
X	4.5	"
XI	5.1	"
XII	6.2	"
YILLIK	53.8	"



HAKİM RÜZGAR (Esiş Sayısına Göre)

İstasyon A d ı	Rasat Yılı	YILLIK											
		A I	A II	Y III	Y IV	L V	L VI	A VII	A VIII	R IX	R X	R XI	R XII
Adana	16	N	N	N	N	S,SW	SW	SW	SW	S	N	N	N
Adapazarı	9	SW	SW	NW	NW	NW	NW	N	N	N,NE	N	SW	SW
Adıyaman	8	NE	NE	NE	NE	NE	N	N,NW	N	NE	N	N	NE
Afyon	17	SE	NW	NW	NW	NW	NW	NW	NW	NW	SE,NW	SE	SE
Akhisar	12	NE	NE	NE	SW	NE,SW	NE	NE	NE	NE	N	NE	NE
Akşehir	8	SW	NW	SW	SW	SW	NW	NW	NW	SW	SW	SW	SW
Alanya	10	SE	SE,SW	SW	SE	SE	SE	SE	SE	SE	SW	SW	SE
Alpaslan	8	N,NE	SE	NW	E	E,SE	NE	NE	NE,SW	SW	SE	SE	SE
Alpullu	15	N	N	E	E	E	E	E	E	N	N	E	N,E
Amasya	5	SE	SE	NE	NE	NE	NE	NE	NE	NE	N,NE	SE	SE
Anamur	17	N	N,NW	N,NW	SW	SW	SW	SW	SW	SW	N	NW	N
Ankara	17	NE	NE	NE	NE	NE	NE	NE	NE	NE	NE	NE	NE
Antakya	14	NE	N	NE,SW	SW	SW	SW	SW	SW	SW	SW	SW	SW
Antalya	17	NW	NW	NW	NW	NW	NW	NW	NW	NW	NW	NW	NW
Artvin	4	NW	NW	NW	NW	NW	NW	NW	NW	NW	NW	NW	NW
Aydın	15	E	E	E	SW	SW	SW	SW	SW	SW	SW	E	E
Balıkesir	17	N	N	N	N	N	N	N	N	N	N	N	N
Bandırma	16	NE	N	N	N	N	N	N	NNE	NNE	NNE	NNE	S
Bartın	3	SE	E	E	E	E	SW	W	W	W	E	E	E
Bergama	2	NE	NE	NE	NE	NE	ENE	NE	NE	NE	NE	NE	NE
Beyşehir	3	NE	SE	SW	SW	NE,SW	NE	NE	NE	NE	NE	SW	SW
Bilecik	17	SE	W	NW	W	W	W	NW	NW	W	W	E	E
Bodrum	15	SE	SE	SE	SE	SE	N	N	N	N	SE	SE	SE
Bolu	17	W	W	W	W	W	W	W	SW,W	W	W	SW,W	SW
Bozkurt	3	S	S	NW	NW	NW	S	S	S	S	S	S	S
Burdur	16	SSE	SSE	SSE	SSE	SSE	NW	NE	NE,NW	SSE	SSE	SSE	SSE
Bursa	16	E	NE	NE	SW	W	NE	NE	NE	NE	NE	NE	E
C.Pınar	1	N,NE	E,W	N	W	W	W	W	W	W	W	NW	NW
Çanakkale	17	NE	NE	NE	NE	NE	NE	NE	NE	NE	NE	NE	NE
Çankırı	14	NW	NW	NW	NW	NW	NW	NW	N	N,NW	SE	SE,NW	SE
Çiçekdağ	3	SE	SE	SE	SE	E,SE	E	E	E	E	SE	SE	SE
Çorlu	10	NE	NE	NE	NE	NE	NE	NE	NE	NE	NE	NE	NE
Çorum	17	E,W	NE,SW	NE	NE	NE	NE	NE	NE	NE	NE	E	E
Çumra	2	N	N,S	NW	N	N	N	N	N	N	N	N,SW	S
Dalaman	6	N	N	N	N	S	S	S	S	N	N	N	N
Denizli	4	SW	SW	NW	S	NW	NW	NW	NW	NW	SW	SW	SW
Dikili	17	SE	SE	SE	SE	SE	SE	SE	SE	SE	SE	SE	SE
Dil (İğdır)	7	NW	NW	NW	SE	NW	NW	NW	NW	NW	NW	NW	NW
Diyarbakır	17	NW	NW	NW	NW	NW	NW	NW	NW	NW	NW	NW	NW
Dört Yol	17	ENE	ENE	ENE	SW	SW,WSW,W	SW	W	SW	ENE	ENE	ENE	ENE
Edirne	17	N	N	N	N,SE	N,SE	N	N	N	N	N	N	N
Elâzığ	17	E	NW	NW	NW	WNW,NW	NW	NW	NW	NW	WNW	E,WNW, NW,WNW	E
Elmalı	6	NE,NW	NW	NE	NW	NE	NE	NE	NE	NE	NE	W	NE,WNW, NW
Ereğli	2	ESE	E	N,SE	SE	ESE,SE	SE	N	N	SE	SE	ESE	SE
Erzincan	17	W	W	W	W	W	N,W	N	N	N,W,NW	W	W	W
Erzurum	17	SE,SW	SW	SW	SW	SW	SW	E	NE	SW	SE,SW	SE,SW	SE,SW
Esenboğa	10	NE	NE	NE,SW	SW	SW	NE	NE	NE	NE	NE	SW	SW
Eskişehir	17	E	E	W	W	W	W	W	W	W	W	E	E
E.Şehir S.2.2	SE	SE	NW	NW	NW	NW	NW	NW	W	W	W	NW	E
Etmesgut	3	W	SE,SW	W	SW	W	NE,NW	NE	NE	NE	NW	W	SW
Fethiye	16	SW	SW	SW	SW	SW	SW	SW	SW	SW	SW	SW	SW,WSW
Florya	16	NE	NE,SW	NE	NE	NE	NE	NE	NE	NE	NE	NE	NE
Gaziantep	17	NE	NE	SW	SW	SW	NW	NW	NW	SW	SW	NE	NE
Giresun	12	SE	SE	NW	NE	NE	NW	NW	SE	SE	SE	SE	SE
Göztepe	17	NE	NE	NE	NE	NE	NE	NE	NE	NE	NE	NE	NE
Hakkâri	5	SW,W	SW	SW	SW	SW	SW	SW	SW	SW	SW	SW	SW
İğdır	8	SW	SW	SW	SW	NE,SW	NE	NE	NE,SW	SW	SW	SW	SW

Not : HAKIM HÜZAR PASADİ YALINIZ TABLODA GÖSTERİLEN YERLERDE YAPILMAYIŞIR.

Yıl	Yer	Yıl	Yer	Yıl	Yer	Yıl	Yer	Yıl	Yer	Yıl	Yer	Yıl	Yer	Yıl	Yer
14	İnebolu	17	SE	14	SSW	17	SE	17	SE	17	SE	14	SSW	17	SSW
15	Karaköse	17	SE	17	SSW	17	SE	17	SE	17	SE	15	SSW	17	SSW
16	Karman	17	S	17	S	17	S	17	S	17	S	16	S	17	S
17	Karabük	17	SE	17	SE	17	SE	17	SE	17	SE	17	SE	17	SE
18	Konya	17	H	17	H	17	H	17	H	17	H	17	H	17	H
19	Kocaeli	8	SE	8	SE	8	SE	8	SE	8	SE	19	SE	8	SE
20	Karaburnu	15	SE	15	SE	15	SE	15	SE	15	SE	20	SE	15	SE
21	Karaburnu	15	SE	15	SE	15	SE	15	SE	15	SE	21	SE	15	SE
22	Karaburnu	15	SE	15	SE	15	SE	15	SE	15	SE	22	SE	15	SE
23	Karaburnu	15	SE	15	SE	15	SE	15	SE	15	SE	23	SE	15	SE
24	Karaburnu	15	SE	15	SE	15	SE	15	SE	15	SE	24	SE	15	SE
25	Karaburnu	15	SE	15	SE	15	SE	15	SE	15	SE	25	SE	15	SE
26	Karaburnu	15	SE	15	SE	15	SE	15	SE	15	SE	26	SE	15	SE
27	Karaburnu	15	SE	15	SE	15	SE	15	SE	15	SE	27	SE	15	SE
28	Karaburnu	15	SE	15	SE	15	SE	15	SE	15	SE	28	SE	15	SE
29	Karaburnu	15	SE	15	SE	15	SE	15	SE	15	SE	29	SE	15	SE
30	Karaburnu	15	SE	15	SE	15	SE	15	SE	15	SE	30	SE	15	SE

HAKIM HÜZAR (Kulüptes Sayılarına Göre) (2)

İstasyon

EN DÜŞÜK TOPRAK SICAKLIĞI (50 cm.)

İstasyon	Rasat	YILLIK												
		Yılı	I	II	III	IV	V	VI	VII	VIII	IX	X	XI	XII
Adana	33	6.9	3.4	8.4	13.5	16.9	21.4	26.8	20.8	24.9	16.7	9.8	8.4	3.4
Adıyaman	4	1.8	1.8	5.5	10.1	14.7	19.5	27.4	29.0	23.5	13.1	9.0	5.7	1.8
Afyon	33	0.9	1.0	1.1	3.1	9.8	14.1	18.6	19.0	15.4	10.4	4.2	1.3	0.9
Akhisar	21	5.3	4.6	7.0	9.0	14.7	19.8	25.0	26.0	22.4	15.6	9.2	6.0	4.6
Akşehir	4	2.3	3.8	2.8	7.3	13.1	15.6	19.5	22.9	20.1	10.7	6.3	2.7	2.3
Alanya	2	9.1	9.8	12.2	17.7	18.3	27.2	31.2	31.3	25.2	18.5	13.4	11.0	9.1
Alpullu	19	-2.1	1.8	3.1	8.4	14.2	19.0	21.0	21.4	18.3	12.6	5.1	1.5	-2.1
Anamur	15	9.4	9.6	7.1	14.1	17.8	24.7	28.1	22.8	25.8	18.0	13.5	11.8	7.1
Ankara	38	-1.4	-1.9	0.7	5.2	10.3	14.7	19.1	20.9	16.3	10.6	3.6	1.4	-1.9
Antakya	21	5.3	3.4	8.4	10.1	12.4	20.8	25.9	27.0	19.4	18.1	11.1	7.4	3.4
Antalya	15	8.9	9.0	10.6	13.2	17.4	22.0	27.1	29.0	25.5	20.0	14.4	10.0	8.9
Artvin	15	-1.2	-1.2	1.4	5.5	7.8	12.8	16.4	17.0	14.9	7.8	4.0	1.2	-1.2
Aydın	22	5.3	6.0	5.8	11.9	16.4	21.3	28.1	27.6	21.8	16.6	10.1	5.9	5.3
Balıkesir	25	2.8	3.1	4.4	7.0	12.4	16.1	21.7	20.1	15.4	13.1	8.3	2.0	2.0
Bandırma	5	4.7	5.9	4.4	8.4	13.0	17.9	22.9	21.1	20.0	13.6	9.5	4.5	4.4
Batman	3	4.4	3.0	7.3	10.6	15.6	20.2	24.8	27.2	25.4	14.7	11.2	7.2	3.0
Bergama	3	5.0	5.5	5.2	11.0	14.0	21.0	27.0	26.7	19.6	16.1	11.4	9.6	5.0
Beyşehir	12	0.3	0.5	2.0	6.7	11.4	15.6	20.6	21.3	17.0	10.3	6.7	3.1	0.3
Bilecik	21	2.4	2.1	2.5	5.8	11.2	16.2	19.2	18.9	16.7	11.8	6.0	3.2	2.1
Bodrum	15	8.6	8.7	10.6	13.6	17.6	23.1	27.5	27.7	21.9	17.5	11.3	8.1	8.1
Bolu	30	-0.6	0.0	1.2	4.4	8.8	13.2	15.1	16.6	15.2	8.8	3.5	0.4	-0.6
Bozkurt	6	2.0	0.3	2.3	4.5	12.2	16.9	20.3	19.1	16.3	10.5	6.7	3.2	0.3
Burdur	20	1.9	2.0	3.9	5.3	12.1	17.8	22.1	23.0	18.8	12.2	8.0	5.1	1.9
Bursa	33	1.4	1.8	4.1	6.9	12.6	17.8	21.0	21.8	15.4	12.3	6.2	2.0	1.4
Çanakkale	6	3.6	3.6	4.8	9.5	13.5	19.8	23.3	23.9	20.9	13.8	7.8	4.2	3.6
Çankırı	6	-0.1	0.2	3.2	7.5	13.2	17.2	19.9	23.1	19.8	11.4	6.6	2.4	-0.1
Çorlu	13	1.6	1.4	2.5	6.3	12.2	17.2	20.2	21.1	17.3	11.5	6.0	2.4	1.4
Çorum	37	0.0	-1.4	0.1	3.6	9.8	14.4	17.8	19.2	14.4	8.0	5.9	1.3	-1.4
Çumra	8	0.4	0.6	1.0	6.0	11.7	15.4	20.6	21.4	18.0	11.5	3.6	3.0	0.4
Dalaman	8	10.2	10.0	10.5	14.3	14.4	22.1	25.8	24.4	23.7	18.2	12.6	11.6	10.0
Denizli	6	3.3	4.4	6.2	10.5	15.2	19.4	25.5	26.3	20.7	13.4	9.3	7.7	3.3
Dikili	18	5.5	5.5	7.6	10.1	15.3	21.5	25.1	25.3	20.3	15.5	11.0	7.0	5.5
Dil (İğdır)	8	-2.6	-2.4	2.2	9.6	15.0	20.6	24.0	21.8	22.2	13.3	7.8	4.0	-2.6
Diyarbakır	32	2.6	2.0	4.6	8.2	13.2	19.5	23.0	25.2	20.6	14.6	10.8	4.6	2.0
Dört Yol	15	7.5	8.7	8.9	14.8	19.3	23.2	22.9	29.1	25.2	19.5	11.5	9.2	7.5
Edirne	37	1.1	0.5	0.7	6.3	12.2	17.0	19.2	22.0	15.4	11.7	5.2	2.1	0.5
Elâzığ	19	-0.6	-1.8	1.8	5.8	10.0	17.5	24.0	25.1	16.4	10.3	5.5	2.0	-1.8
Ereğli	3	2.4	3.5	6.1	8.4	13.4	20.5	22.4	23.0	19.6	12.7	9.3	7.4	2.4
Erzincan	25	-2.0	-2.0	0.2	4.4	10.0	13.1	21.0	21.5	15.2	10.3	3.7	-1.9	-2.6
Esenboğa	10	-0.4	0.2	0.8	4.5	10.8	14.8	19.4	19.0	14.6	8.7	4.5	1.4	-0.4
Eskişehir	33	-2.2	0.0	0.9	4.1	3.2	13.5	18.1	19.3	15.4	10.0	4.6	1.8	-2.2
Eskişehir S.Z.	8	0.4	0.4	3.4	6.3	10.7	15.0	18.5	18.2	15.4	9.8	6.4	4.6	0.4
Etimesgut	3	0.0	0.2	1.6	7.4	12.0	17.4	21.3	21.9	18.5	10.3	7.3	4.9	0.0
Florya	28	1.6	2.3	4.5	6.7	11.6	15.6	20.0	19.0	17.8	14.0	0.2	5.2	0.2
Gaziantep	20	3.5	2.6	3.5	7.1	11.5	16.7	22.3	23.7	20.2	14.1	7.3	4.7	2.6
Giresun	3	6.7	6.3	7.0	9.8	12.6	16.8	21.7	23.1	19.1	16.1	11.7	7.4	6.3
Göztepe	37	1.2	2.4	1.4	6.2	10.7	16.4	19.1	20.1	15.5	13.1	6.8	5.1	1.2
İğdır	5	-2.2	1.4	0.2	7.7	14.3	18.0	22.2	24.4	20.8	15.9	9.5	4.2	-2.2
İnebolu	10	3.7	3.4	3.8	5.9	11.6	14.0	19.0	19.1	15.7	11.4	7.7	5.5	3.4
İlahiye	19	3.1	2.8	4.9	10.0	13.8	21.3	25.6	29.0	24.5	16.1	7.3	4.7	2.8
İsparta	27	2.2	1.9	2.3	6.0	11.0	15.2	21.4	22.4	19.0	10.8	7.1	2.8	1.9
İzmir	17	4.6	4.7	6.9	10.8	11.0	20.2	27.5	27.1	20.0	15.0	5.0	5.8	4.6
Karaman	2	2.4	3.0	4.6	6.9	12.1	18.6	21.1	24.8	18.8	8.7	6.0	4.0	2.4
Kastamonu	22	0.1	0.2	0.7	3.3	8.8	13.0	18.1	18.5	14.8	8.5	4.1	1.5	0.1
Kayseri	8	-2.1	0.4	0.9	5.3	12.3	16.6	21.1	23.6	18.6	10.8	4.5	-0.5	-2.1
Karşehir	25	-1.4	0.2	1.4	5.1	10.1	13.0	16.0	21.0	16.0	9.8	4.0	1.6	-1.4
Kilis	6	6.4	5.5	9.2	11.3	16.2	21.0	27.2	28.9	25.0	16.9	12.8	9.0	5.5
Kocaeli	26	2.8	3.3	3.8	6.6	12.9	16.7	20.7	21.4	13.6	12.9	7.6	4.3	2.8
Konuklar	9	-0.3	-0.1	1.3	4.9	12.1	16.4	21.4	22.7	15.5	11.3	5.9	4.3	-0.3
Konya	35	-0.5	-1.9	1.2	5.6	9.9	13.9	19.8	20.9	16.0	11.3	5.6	1.8	-1.9

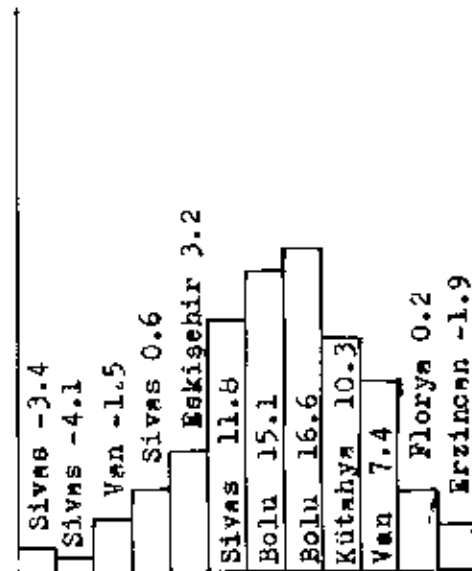
EN DÜŞÜK TOPRAK SICAKLIĞI (50 cm.)
(2)

İstasyon A d ı	Rasat Yılı	A			Y		L		A		R		YILLIK	
		I	II	III	IV	V	VI	VII	VIII	IX	X	XI		XII
Kütahya	33	0.2	0.4	1.6	4.0	9.4	12.3	16.6	18.8	10.3	9.6	4.2	1.2	0.2
Lüleburgaz	16	1.7	1.1	3.5	7.5	12.4	17.6	21.0	25.0	17.8	11.2	6.2	4.0	1.1
Malatya	31	-1.2	-2.4	1.9	6.9	9.7	18.1	24.4	25.8	19.3	12.2	5.1	1.3	-2.4
Manisa	36	0.4	2.2	4.4	8.2	14.8	19.4	22.4	25.3	19.6	11.2	7.2	2.0	0.4
Mardin	15	1.3	0.2	2.4	5.2	11.2	16.7	22.2	22.8	21.2	7.6	3.8	3.7	0.2
Menemen	9	5.4	6.4	7.8	11.4	15.7	20.6	25.1	25.4	19.7	15.3	9.2	3.8	3.8
Merzifon	15	-0.2	0.2	3.1	5.1	11.2	15.4	19.7	21.3	15.6	9.6	4.3	1.3	-0.2
Mesudiye	6	-0.2	-0.2	0.6	2.6	10.0	14.5	17.2	18.3	14.5	8.1	4.6	3.0	-0.2
Muğla	21	3.8	3.1	4.5	7.5	10.7	17.6	23.4	24.5	19.2	14.5	7.5	3.3	3.1
Nevşehir	5	0.5	0.8	1.3	4.7	10.3	15.9	19.6	20.4	14.3	8.9	7.1	4.4	0.5
Ödemiş	6	3.2	3.0	5.0	7.8	11.5	18.6	23.1	22.6	17.2	11.5	7.6	5.8	3.0
Rize	14	1.0	1.2	3.2	4.9	12.1	15.5	19.4	19.8	14.3	9.7	3.4	3.3	1.0
Samsun	32	3.0	3.6	3.8	6.7	10.7	15.4	19.9	20.0	16.7	12.9	5.2	3.9	3.0
Siirt	15	2.7	1.8	2.6	6.7	12.2	18.0	24.8	27.6	18.2	10.1	5.1	4.0	1.8
Silifke	4	8.2	9.2	7.2	13.2	17.4	21.0	26.0	29.1	25.6	20.3	12.0	6.5	6.5
Sinop	16	3.6	3.8	4.9	6.8	12.8	16.5	21.3	21.9	17.6	12.3	5.6	4.6	3.6
Sivas	31	-3.4	-4.1	-0.6	0.6	7.0	11.8	17.5	18.6	12.2	7.6	4.6	-1.0	-4.1
Şile	16	2.1	1.9	3.1	7.1	14.2	17.1	20.3	20.2	17.5	12.8	6.7	4.1	1.9
Tekirdağ	27	2.6	2.4	2.0	5.6	12.3	15.1	18.4	17.3	16.6	13.4	6.3	3.5	2.0
Trabzon	15	4.8	5.1	5.8	8.8	13.4	16.0	20.7	22.8	18.3	11.3	8.8	7.2	4.8
Tokat	5	1.3	2.7	3.3	7.4	13.3	16.4	19.4	21.4	15.0	9.1	5.6	0.9	0.9
Ulukışla	3	0.8	0.9	3.8	6.6	11.0	15.5	21.3	23.8	18.9	11.5	8.0	4.3	0.8
Urfa	25	4.2	4.0	4.8	10.0	15.5	20.3	25.3	25.5	21.6	16.3	10.2	5.9	4.0
Uşak	34	1.3	1.2	1.5	2.3	11.2	12.2	19.3	20.8	14.3	11.5	5.3	3.0	1.2
Van	15	-1.8	-2.3	-1.5	1.5	8.5	14.2	19.4	17.1	11.4	7.4	3.0	0.4	-2.3
Yalova	12	1.8	2.0	4.0	6.8	13.2	18.2	21.0	21.6	17.0	12.4	8.1	4.0	1.8
Yeşilköy	6	1.9	3.6	5.2	7.2	12.4	18.2	21.2	20.6	18.0	14.4	9.3	5.7	1.9
Zonguldak	7	3.5	3.9	4.7	7.1	12.2	17.2	19.4	22.1	19.0	14.3	7.7	5.1	3.5

Not: En Düşük Toprak Sıcaklığı Rasadı yalnız tabloda gösterilen yerlerde yapılmıştır.

En Düşük Toprak Sıcaklığı Kıymeti

Aylar	Değeri	İstasyon Adı
I	-3.4	Sivas
II	-4.1	"
III	-1.5	Van
IV	0.6	Sivas
V	3.2	Eskişehir
VI	11.8	Sivas
VII	15.1	Bolu
VIII	16.6	"
IX	10.3	Kütahya
X	7.4	Van
XI	0.2	Florya
XII	-1.9	Erzincan
YILLIK	-4.1	Sivas



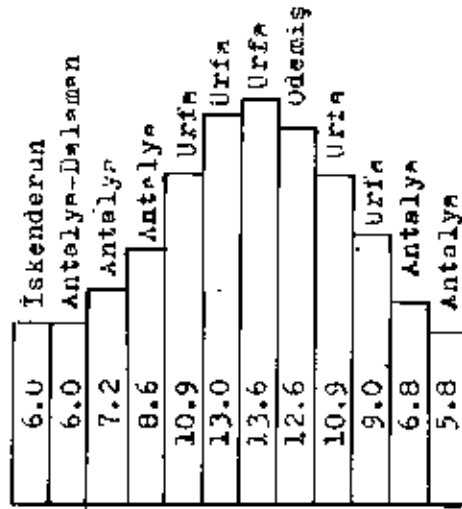
ORTALAMA GÜNEŞLENME MÜDDETİ (SAAT ve ONDASI)

İstasyon A d ı	R _g saat Yılı	A												YILLIK
		I	II	III	IV	V	VI	VII	VIII	IX	X	XI	XII	
Adana	18	5.1	5.8	6.6	8.0	9.8	11.5	11.9	11.7	10.1	8.3	6.5	4.6	8.3
Adıyaman	1	3.9	3.4	5.5	7.2	10.5	12.2	13.3	12.5	10.5	6.9	6.9	3.8	8.0
Afyon	30	3.2	4.2	5.4	7.2	8.8	11.1	12.0	11.5	9.3	6.9	4.9	3.0	7.3
Alpullu	7	2.4	3.6	4.1	6.6	8.1	9.7	11.1	9.8	7.7	5.8	3.0	2.5	6.2
Anamur	6	4.1	5.7	6.6	8.6	10.1	12.4	12.6	11.6	10.2	7.9	6.3	4.7	8.4
Ankara	38	3.4	4.0	5.5	7.0	9.1	11.1	12.5	11.9	9.7	7.4	5.3	3.1	7.5
Antalya	13	4.9	6.0	7.2	8.6	10.3	12.1	12.8	12.1	10.6	8.4	6.8	5.8	8.7
Balıkesir	17	2.8	3.8	4.5	6.2	8.8	11.1	12.5	11.8	9.0	6.7	4.1	2.6	7.0
Bolu	18	2.4	3.1	4.1	5.9	7.5	9.1	10.3	10.2	7.4	5.8	3.9	2.4	6.0
Bozkurt	3	2.1	2.3	3.0	4.4	6.1	9.6	10.4	9.4	7.2	5.3	3.7	2.1	5.5
Burdur	3	4.8	3.6	5.8	7.8	8.3	10.9	12.4	11.7	10.0	8.1	6.1	2.8	7.8
Bursa	31	3.0	3.6	4.5	6.2	8.2	10.3	11.5	11.1	8.5	6.0	4.2	3.0	6.7
Çanakkale	16	3.5	4.6	5.4	7.9	10.0	11.7	12.6	12.1	9.4	6.6	4.8	3.4	7.7
Çankırı	2	4.5	2.1	4.2	6.1	7.7	9.6	11.5	10.4	9.5	7.7	4.3	1.7	6.5
Çumra	4	3.8	3.8	5.7	7.4	9.0	11.3	12.8	12.3	10.1	7.2	6.1	3.1	7.7
Dalaman	7	5.2	6.0	5.5	8.1	10.0	11.8	12.4	11.9	10.2	7.9	6.0	3.8	8.2
Denizli	6	3.9	4.0	5.6	7.6	8.6	10.8	11.9	11.4	9.6	7.2	5.5	3.2	7.4
Diyarbakır	27	4.0	5.1	5.7	7.3	9.8	12.6	12.8	12.1	10.6	8.0	5.9	4.0	8.2
Edirne	25	2.6	3.9	4.7	6.7	8.3	9.9	11.5	10.9	8.5	5.8	3.3	2.4	6.5
Elâzığ	15	3.0	4.4	5.4	7.1	9.6	12.2	12.7	12.1	10.4	7.9	5.1	2.6	7.7
Erzincan	11	3.2	3.9	4.7	6.3	8.3	10.6	11.9	11.3	9.6	7.0	5.0	3.4	7.1
Erzurum	16	3.5	4.8	5.2	6.6	8.4	10.6	11.7	11.2	9.6	7.4	5.3	3.5	7.3
Esenboğa	10	3.1	3.4	4.6	6.6	8.2	9.7	11.8	11.6	9.3	7.4	5.1	2.4	6.9
Eskişehir	28	2.8	3.6	5.1	6.8	8.8	10.9	12.2	11.6	9.3	6.8	4.5	2.6	7.1
Eskişehir S.Z.	2	4.3	2.7	4.0	6.0	7.6	10.3	12.2	11.5	9.4	7.9	4.3	1.6	6.8
Florya	23	2.8	3.6	4.6	6.4	8.7	10.8	11.8	11.1	8.3	6.2	4.0	2.8	6.8
Gaziantep	6	3.6	3.7	6.5	8.3	10.8	12.9	13.3	12.3	10.7	8.2	5.8	3.3	8.3
Göztepe	31	2.7	3.4	4.5	6.3	8.6	10.7	11.6	10.9	8.3	5.9	3.8	2.7	6.6
İnebolu	8	2.8	2.6	3.4	4.8	6.7	9.7	11.4	10.2	7.3	5.7	4.1	2.5	5.9
İskenderun	3	6.0	4.9	6.4	7.9	9.7	10.4	10.1	9.7	9.5	8.3	6.0	4.4	7.8
İsrahiye	10	3.7	4.6	6.2	8.2	10.5	12.0	12.6	12.1	10.4	8.3	5.8	3.6	8.2
İsparta	9	3.6	3.9	5.1	6.5	7.6	9.4	10.6	10.6	8.3	6.2	4.7	2.7	6.6
İzmir	23	4.1	5.4	6.3	8.4	9.9	11.7	12.4	12.2	10.3	7.6	5.6	4.2	8.2
Kars	6	3.4	4.0	5.3	5.5	7.5	9.2	10.1	10.4	8.9	6.4	4.5	3.1	6.5
Kastamonu	17	2.8	3.9	4.7	6.3	7.7	9.4	10.9	10.6	7.9	6.3	4.5	2.6	6.5
Kayseri	20	3.6	4.2	4.9	6.6	8.5	11.2	12.8	12.2	10.0	7.5	5.6	3.5	7.6
Kırşehir	24	3.4	4.0	4.9	6.9	9.0	10.8	12.1	11.9	9.4	7.1	5.4	3.2	7.3
Kocaeli	13	3.1	3.1	4.1	6.3	8.0	9.4	10.8	10.5	7.8	5.4	4.1	3.0	6.3
Konya	16	3.6	4.7	5.6	7.5	9.4	11.2	12.4	12.1	9.8	7.5	5.9	3.5	7.8
Kütahya	18	3.0	3.6	4.9	6.7	8.2	10.1	11.4	11.1	8.4	6.0	4.0	2.5	6.7
Malatya	13	3.5	4.3	5.4	7.6	9.8	11.9	13.1	12.5	10.4	7.8	5.5	2.8	7.9
Manisa	8	3.2	4.5	6.1	6.9	8.5	11.8	12.7	11.9	9.7	6.8	4.7	3.0	7.5
Mardin	10	4.4	5.6	5.8	6.8	9.4	11.4	11.6	10.8	9.8	8.0	6.0	4.1	7.8
Menemen	5	4.1	4.2	5.5	8.2	9.7	12.1	12.9	12.1	9.9	7.9	5.6	3.8	8.0
Merzifon	8	2.9	3.3	4.0	6.0	8.2	10.1	11.5	10.9	8.4	6.6	5.0	2.9	6.7
Muğla	31	3.7	5.1	6.4	8.0	9.4	11.8	12.6	11.9	10.3	7.6	5.5	3.8	8.0
Ödemiş	1	3.3	5.6	6.1	8.2	10.0	11.1	13.2	12.6	10.2	5.2	6.1	4.7	8.0
Rize	12	3.2	3.6	3.4	4.2	5.5	6.5	5.6	6.1	4.7	5.0	3.7	2.9	4.5
Samsun	18	2.8	3.2	3.4	4.4	6.4	9.1	9.8	9.1	6.5	5.1	4.0	2.7	5.6
Siirt	4	4.2	3.8	6.1	6.3	9.4	11.9	12.8	12.0	10.4	7.5	6.2	4.0	7.9
Sinop	14	2.5	3.1	3.8	5.1	6.9	9.8	11.0	10.1	7.4	5.6	3.7	2.7	6.0
Şile	13	2.1	2.9	3.8	5.3	7.3	10.1	11.1	10.4	7.5	5.1	3.1	2.1	5.9
Trabzon	12	3.2	3.7	3.8	4.3	5.9	7.7	7.0	7.1	5.3	5.5	4.0	3.2	5.1
Urfa	14	5.0	5.6	6.9	8.5	10.9	13.0	13.6	12.4	10.9	9.0	6.6	4.4	8.9
Uşak	26	4.0	4.8	5.7	7.3	8.9	11.3	12.4	12.1	10.1	7.7	5.7	3.9	7.8
Van	15	4.4	5.2	5.4	7.1	9.2	11.5	11.9	10.7	8.7	6.4	5.4	4.3	7.3
Zonguldak	16	2.5	2.8	3.8	5.1	6.9	9.7	10.8	10.0	7.8	5.6	3.7	2.5	5.9

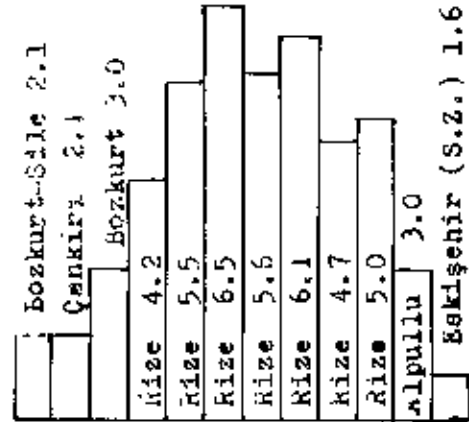
Not: Güneşlenme rasadı yalnız tabloda gösterilen yerlerde yapılmıştır.

Ortalama Güneşlenme Müddeti (Saat ve Ondansı)

Aylar	Yüksek Değer	İstasyon Adı	Aylar	Düşük Değer	İstasyon Adı
I	6.0	İskenderun	I	2.1	Bozkurt-Şile
II	6.0	Antalya-Dalaman	II	2.1	Çankırı
III	7.2	Antalya	III	3.0	Bozkurt
IV	8.6	"	IV	4.2	Rize
V	10.9	Urfa	V	5.5	"
VI	13.0	"	VI	6.5	"
VII	13.6	"	VII	5.6	"
VIII	12.6	Ödemiş	VIII	6.1	"
IX	10.9	Urfa	IX	4.7	"
X	9.0	"	X	5.0	"
XI	6.8	Antalya	XI	3.0	Alpullu
XII	5.8	"	XII	1.6	Eskişehir (S.Z.)
YILLIK	9.0	Adıyaman	YILLIK	4.5	Rize



YÜKSEK DEĞER



DÜŞÜK DEĞER

Aktinograf'la Rasat Yapan İstasyonların Mevcut
Günlük Kalori Toplam Değerleri (Cal/cm²)

A D A N A

Rasat Yılı	A												YILLIK
	I	II	III	IV	V	VI	VII	VIII	IX	X	XI	XII	
1964	200.14	183.34	264.04	409.05	448.29	465.58	472.56	454.55	372.46	301.57	191.44	143.32	3906.34
1965	165.12	189.94	292.03	362.50	421.77	473.29	462.90	451.86	377.71	275.83	210.89	137.79	3821.63
1966	121.40	220.66	307.39	356.27	475.95	490.61	455.20	417.70	365.40	273.57	168.51	111.43	3764.09

A D I Y A M A N

1966	78.15	207.78	292.92	397.61	470.19	518.62	487.94	458.74	354.80	271.04	163.14	102.36	3803.29
1967	126.88	195.62	244.38	358.02	378.87	467.56	455.66	422.17	337.08	229.02	179.92	112.98	3508.16

A K S A R A Y

1966	161.19	249.65	314.94	402.50	522.20	532.06	517.49	479.65	381.00	297.47	193.91	141.76	4193.82
1967	173.58	257.89	303.55	383.42	436.81	485.46	515.56	476.55	383.93	322.97	168.38	152.56	4060.66

A N K A R A

1958	115.39	247.42	272.74	463.64	594.25	393.34	667.42	639.27	504.08	378.92	201.74	134.88	4613.09
1959	124.52	255.45	356.20	400.15	529.25	562.24	556.61	548.30	431.34	333.43	185.77	115.83	4399.09
1960	155.82	246.78	301.18	444.41	601.88	616.78	669.36	390.27	498.42	245.00	201.96	139.32	4711.18
1961	170.00	194.42	352.27	532.12	588.53	608.20	681.33	636.88	493.90	340.16	211.97	120.04	4929.82
1962	144.69	199.45	359.88	529.27	628.54	709.17	726.11	662.20	510.81	298.46	199.86	199.65	5168.09
1963	123.92	167.74	351.35	496.68	501.52	610.07	598.44	592.95	462.12	263.66	192.70	134.91	4496.26
1964	199.65	187.98	319.73	411.52	442.48	460.12	511.85	477.52	381.56	322.60	179.62	124.53	4019.36
1965	163.66	300.40	284.44	375.62	444.86	510.08	513.64	493.38	400.61	283.51	154.51	101.27	4025.98
1966	110.92	207.34	269.82	380.93	460.24	493.15	468.86	452.47	372.02	290.83	166.45	115.07	3788.10
1967	142.62	211.48	268.63	349.46	408.20	461.68	480.89	450.55	348.93	272.38	156.21	127.27	3678.30

A N T A L Y A

1964	182.79	184.17	267.46	433.37	443.69	494.62	527.42	479.57	390.00	303.96	200.86	141.60	4069.45
1965	157.51	190.57	288.03	389.16	450.06	517.81	515.82	486.62	405.61	293.11	190.07	106.92	4000.29

A Y D I N

1964	162.90	189.44	250.45	413.47	428.89	474.92	483.32	455.87	319.55	327.61	172.14	114.53	3793.09
1965	155.60	181.46	270.74	307.85	395.64	456.72	472.35	440.15	354.85	273.14	153.30	124.38	3586.18
1966	136.52	201.68	258.67	333.41	471.00	459.70	472.92	399.18	329.06	255.54	152.55	122.10	3592.55
1967	141.70	198.98	299.49	324.68	414.65	482.48	469.88	448.19	343.29	261.80	178.32	104.40	3667.36

BALIKESİR

1965	113.27	155.88	211.16	285.98	361.22	404.66	378.28	386.34	307.65	222.03	140.05	98.99	3067.51
1966	87.17	180.12	179.00	303.72	416.35	464.02	445.81	423.39	315.38	226.98	133.43	98.43	3273.80
1967	115.27	178.51	216.94	286.19	370.09	431.22	460.87	430.43	325.81	203.36	151.14	95.54	3263.37

B İ R E C İ K

1966	141.01	263.42	419.20	485.68	558.50	611.31	578.74	547.06	418.76	343.90	215.91	160.20	4743.69
1967	181.94	224.95	323.10	446.61	486.87	599.66	591.56	561.87	529.46	322.36	249.98	157.35	4679.67

B O Z K U R T

1966	94.27	171.32	224.86	348.52	411.22	470.03	471.92	386.21	300.20	225.13	137.92	97.54	3339.14
1967	101.24	198.12	238.12	372.21	348.19	497.83	501.35	428.02	310.52	214.01	123.53	101.88	3435.02

Ç A N K İ R İ

1963	-	-	310.55	392.22	428.16	502.54	468.30	489.54	357.65	250.13	164.84	119.96	-
1964	185.02	157.88	284.06	395.86	401.36	459.59	528.43	470.68	384.49	304.18	162.22	98.34	3832.11
1965	127.89	200.90	276.98	374.46	419.29	502.86	496.48	464.78	388.22	263.97	166.17	97.55	3779.55
1966	107.98	200.53	260.91	359.65	477.46	507.83	476.00	422.03	361.92	266.80	152.63	96.57	3690.31
1967	124.22	217.18	251.53	346.73	374.74	432.87	455.12	430.00	369.16	263.18	141.71	103.02	3509.46

Resat Yılı	A		Y		L		A		R					YILLIK
	I	II	III	IV	V	VI	VII	VIII	IX	X	XI	XII		
E D İ R N E														
1964	105.41	145.10	209.18	368.04	357.97	453.54	473.34	420.04	271.92	235.44	107.14	79.65	3226.77	
1965	103.44	157.50	222.24	291.67	365.33	483.04	466.78	409.13	349.17	252.92	117.45	79.17	3317.84	
1966	90.11	168.45	216.97	307.10	406.47	447.11	447.91	400.99	317.78	207.71	104.59	90.88	3206.07	
1967	101.94	173.59	239.51	327.27	408.67	455.52	446.53	426.22	317.84	206.62	134.90	92.03	3332.64	
E L A Z I G														
1965	128.94	191.35	268.37	333.59	430.99	475.65	515.39	506.71	395.36	237.30	177.96	130.25	3791.86	
1966	110.17	211.45	286.18	359.25	439.47	518.93	471.17	447.22	342.19	251.60	107.71	104.48	3649.82	
1967	155.51	197.38	252.18	345.86	393.39	526.49	523.06	495.56	383.27	242.66	157.10	107.71	3780.37	
E R Z U R U M														
1963	150.75	277.69	356.93	295.15	328.67	443.08	434.46	460.77	384.35	234.62	186.80	143.67	3646.94	
1964	208.91	235.62	291.11	386.73	406.48	439.44	492.54	513.07	409.84	320.56	169.86	152.26	4026.42	
1965	179.51	255.59	261.79	359.92	386.99	466.48	493.56	475.58	380.46	222.74	187.12	145.42	3814.76	
1966	138.56	236.18	294.68	316.17	368.50	508.53	475.88	461.10	350.56	248.97	164.31	120.56	3683.00	
1967	168.97	253.51	319.14	337.81	348.03	411.50	429.13	408.73	323.32	224.67	132.76	118.25	3476.02	
E S K İ Ş E H İ R														
1964	-	-	-	-	387.90	412.16	469.24	423.12	319.16	255.44	139.04	82.03	-	
1965	118.56	163.44	230.86	284.32	363.93	485.43	449.36	423.70	355.74	231.91	140.69	77.97	3325.91	
1966	99.72	178.98	222.43	310.50	403.32	425.46	444.06	404.26	318.51	232.76	129.22	95.99	3265.21	
1967	111.58	190.46	224.83	388.43	334.44	409.80	432.20	403.00	301.37	295.65	135.54	91.68	3318.98	
F L O R A Y A														
1963	119.90	193.05	368.76	491.31	535.45	648.99	683.81	679.67	501.17	311.43	227.80	130.99	4892.33	
1966	95.84	201.29	233.90	339.66	484.86	430.63	477.80	428.99	340.41	261.74	131.76	108.41	3535.29	
1967	116.70	177.66	274.87	375.09	428.23	479.70	489.78	444.27	340.00	231.11	163.23	93.11	3613.75	
H A K K A R İ														
1966	228.42	388.13	375.46	469.59	-	-	498.36	541.01	355.75	235.19	196.91	138.89	-	
1967	161.70	239.48	276.64	-	-	-	513.19	508.07	404.33	267.40	171.82	148.79	-	
I S P A R T A														
1966	127.17	222.11	273.01	349.35	503.75	501.43	508.08	450.75	374.49	304.53	161.28	109.35	3905.30	
1967	156.52	245.83	305.65	335.33	458.42	529.26	532.81	482.21	358.58	253.27	163.34	123.42	3944.64	
K A R S														
1965	264.40	246.95	330.71	340.22	452.20	473.48	498.89	477.10	361.91	236.19	189.71	148.16	4019.92	
1966	147.68	246.78	337.51	372.27	384.75	528.02	508.94	473.66	339.08	268.70	186.06	143.76	3937.21	
1967	175.14	273.58	361.07	385.56	350.07	460.12	481.49	488.04	361.55	272.48	155.37	102.15	3866.62	
K A L A T Y A														
1964	179.80	157.33	215.75	407.39	471.15	531.97	569.61	515.66	437.24	303.58	169.62	137.42	4096.52	
1965	135.06	171.10	242.88	329.92	442.36	484.86	509.84	471.69	372.43	258.01	173.52	108.28	3699.75	
1966	115.91	193.30	301.76	343.63	454.62	515.20	498.66	462.62	370.73	251.63	112.60	108.46	3733.12	
1967	244.89	203.03	239.46	341.80	395.68	474.54	521.21	484.90	372.52	220.45	164.66	132.24	3795.58	
M U Ğ L A														
1965	152.48	174.68	276.89	340.70	432.42	515.35	527.98	484.67	416.76	297.56	174.08	125.99	3919.56	
1966	137.78	223.03	244.76	354.41	482.83	509.10	520.35	476.00	363.24	268.11	153.33	113.90	3846.84	
1967	152.22	222.38	254.70	358.07	375.56	484.51	477.42	455.35	356.54	256.28	183.68	103.18	3679.89	
R İ Z E														
1966	107.76	187.77	241.40	326.03	329.81	366.55	318.06	330.38	238.41	231.40	141.89	105.68	2925.14	
1967	107.58	176.41	236.06	308.13	360.91	400.26	279.96	256.75	234.00	208.16	131.85	93.98	2794.05	

Rasat Yılı	A		Y		L		A		R		YILLIK		
	I	II	III	IV	V	VI	VII	VIII	IX	X		XI	XII
S İ V A S													
1963	-	-	-	-	391.70	-	-	-	-	-	-	-	-
1964	-	-	-	-	-	485.00	509.86	457.14	391.19	331.00	152.40	135.70	-
1965	171.24	-	246.99	289.09	392.60	444.57	491.36	484.16	358.59	214.72	163.16	99.94	-
1966	114.29	182.01	250.85	351.44	412.08	490.74	492.68	459.86	336.00	272.50	159.84	98.20	3620.49
1967	141.92	218.21	-	330.36	347.06	397.01	443.68	419.68	328.93	224.31	114.96	96.34	-
S İ V R İ H İ S A R													
1966	-	191.15	262.06	342.51	420.42	449.80	298.65	402.03	330.82	248.02	151.94	131.14	-
1967	142.16	259.66	293.57	377.16	425.68	457.82	443.62	423.25	343.24	198.36	174.34	123.31	3662.17
T R A B Z O N													
1964	130.69	177.14	216.21	331.77	307.10	402.16	386.74	373.54	250.82	233.26	124.77	108.88	3043.08
1965	131.05	174.10	197.22	297.35	379.10	402.85	342.71	281.20	272.28	173.77	135.98	103.61	2873.22
1966	96.01	167.11	229.60	312.39	334.94	409.63	352.85	326.47	223.22	211.76	119.77	90.76	2874.51
1967	95.66	163.74	208.30	297.94	324.06	386.87	324.67	261.57	231.82	187.06	113.60	81.77	2677.06
U R F A													
1964	159.17	156.22	268.53	401.97	495.97	545.61	560.28	495.84	433.22	303.04	176.50	215.02	4211.35
1965	133.31	182.05	290.86	359.87	484.54	552.51	543.38	454.42	408.69	250.14	199.31	119.04	3978.12
1967	129.15	162.31	246.50	356.41	379.35	524.82	492.69	440.40	372.44	222.46	164.45	102.45	3593.43